



## PHASE 3: A PATH FORWARD

### WELCOME

Please review the panels and share your reaction and thoughts at the end. You can provide your comments online at [engage.rdck.ca](https://engage.rdck.ca) or by scanning the QR code.



### PROJECT PURPOSE

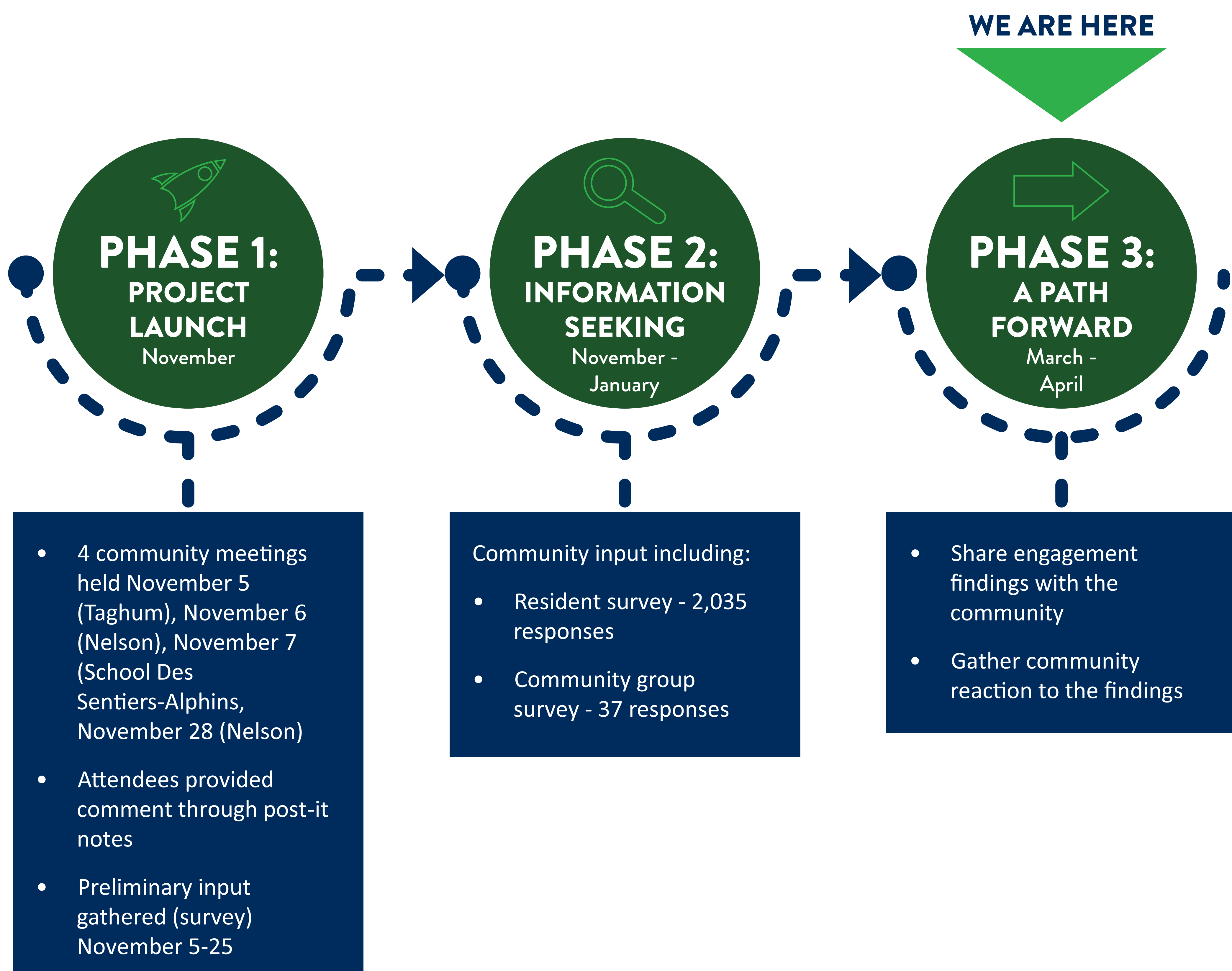
The Nelson & District Recreation Commission sought the public's input as a vision for the Community Recreation Campus is developed. This includes:

- Identifying the facilities and amenities that should comprise the Campus; and
- Identifying the recreation activities that should be accommodated on the Campus.

### RECREATION COMMISSION

- Keith Page
- Janice Morrison
- Kate Tait
- Cheryl Graham
- Tom Newell

### PROJECT PROCESS







# A COMMUNITY RECREATION CAMPUS THE HEART OF NELSON, AREAS F & DEFINED E

City of  
NELSON

2

## THE COMMUNITY RECREATION CAMPUS

### NELSON CIVIC CENTRE

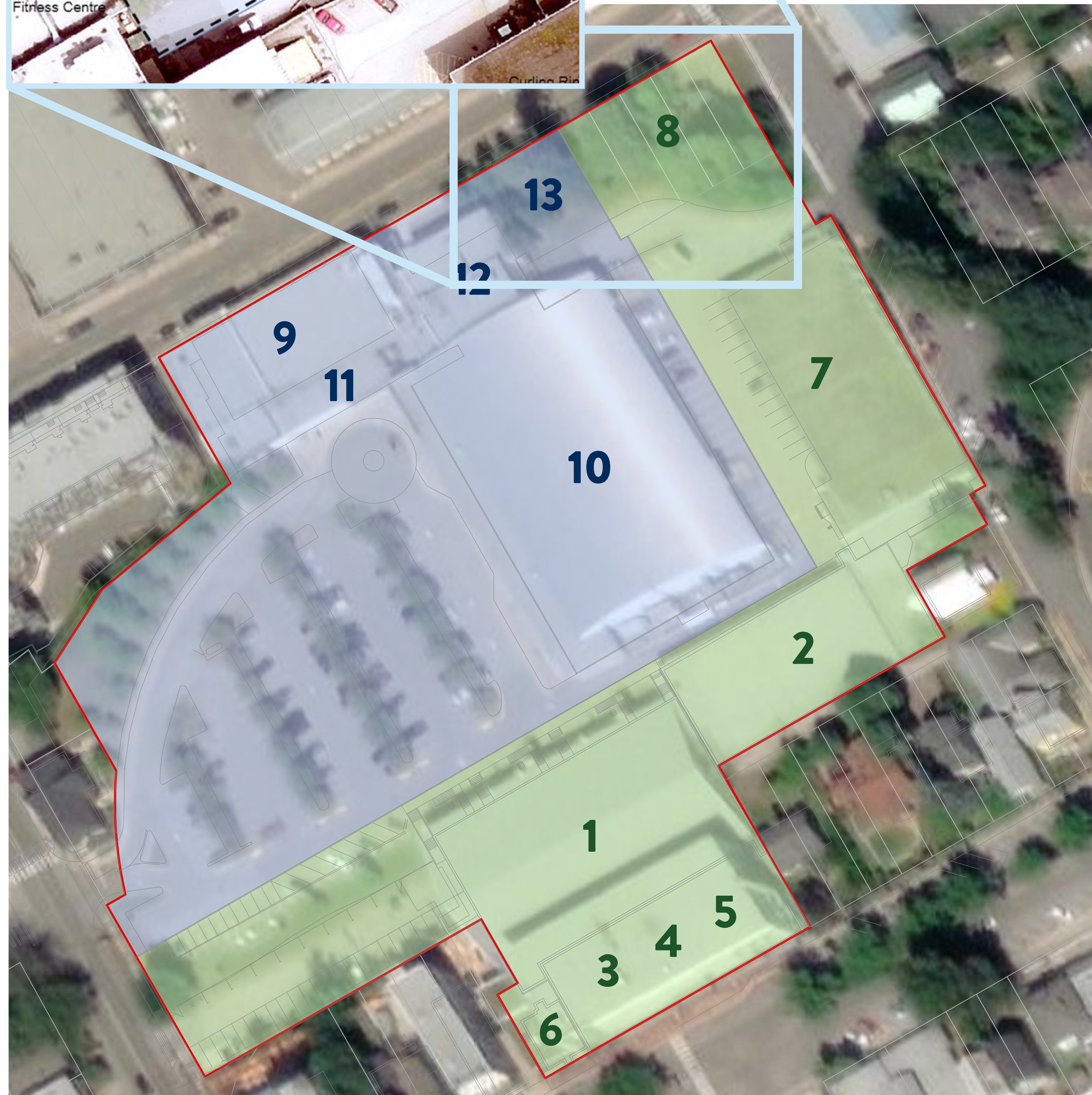
(owned by the City of Nelson)

- Includes:

1. Civic Arena (operated by RDCK)
2. Indoor Soccer Facility (leased to Nelson Soccer Association)
3. Movie Theatre (leased to Nelson Civic Theatre Society)
4. Gymnasium (leased to Glacier Gymnastics)
5. Dance studio (leased to Dance Umbrella)
6. Seniors Centre
7. Nelson Curling Rink & Lounge (owned by the City of Nelson but leased to the Nelson Curling Club)
8. Empty Lot (824 Front Street)



### PROPOSED NELSON CARES AFFORDABLE HOUSING PROJECT



### NELSON & DISTRICT COMMUNITY COMPLEX

(owned by the RDCK)

- Includes:

- |                      |                                  |
|----------------------|----------------------------------|
| 9. Aquatic centre    | 12. Multipurpose rooms           |
| 10. NDCC Arena       | 13. Empty Lot (824 Front Street) |
| 11. Fitness facility |                                  |





# PAYING FOR THE COMMUNITY RECREATION CAMPUS

2024 ANNUAL TAXATION FOR THE FACILITIES / AMENITIES ON THE COMMUNITY RECREATION CAMPUS  
FOR HOUSEHOLDS IN NELSON, AREA E, AND AREA F  
(This is current taxation – these figures are not new rates of taxation.)

Community Recreation Campus Facilities / Amenities	2024 Annual Taxation for residents with a property assessed at \$500,000 who live in: <ul style="list-style-type: none"><li>Nelson.</li></ul>	2024 Annual Taxation for residents with a property assessed at \$500,000 who live in: <ul style="list-style-type: none"><li>Area F</li><li>Defined Area E<ul style="list-style-type: none"><li>Mountain Station</li><li>Granite Road</li><li>Blewett</li><li>Bealby / Horkicks</li><li>Rural Nelson as far south as Cottonwood Lake</li></ul></li></ul>	2024 Annual Taxation for residents with a property assessed at \$500,000 who live in: <ul style="list-style-type: none"><li>Other Area E<ul style="list-style-type: none"><li>Harrop</li><li>Longbeach</li><li>Balfour</li><li>Queens Bay</li><li>Procter</li><li>Sunshine Bay</li></ul></li></ul>
<b>Nelson &amp; District Community Complex</b> <ul style="list-style-type: none"><li>Aquatic centre</li><li>Arena</li><li>Fitness facility</li><li>Multipurpose rooms</li></ul>	\$268.10	\$268.10	\$0*  (do not pay for these services)
<b>Nelson Civic Centre</b> <ul style="list-style-type: none"><li>Civic Arena</li><li>Indoor Soccer Facility</li><li>Movie Theatre</li><li>Gymnasium</li><li>Dance Studio</li><li>Nelson Curling Rink</li></ul>	\$37.00	\$0**  (do not pay for these services)	\$0**  (do not pay for these services)
<b>Total (Annual) Taxation For Community Recreation Campus Facilities</b>	<b>\$305.10</b>	<b>\$268.10</b>	<b>\$0</b>

\*This portion of Area E is not part of Service S226 so does not pay for these services as part of their taxes. Any user fees however are paid for by all users regardless of where they live.  
\*\*Only City of Nelson households pay for Nelson Civic Centre spaces, curling rink and indoor soccer facility as part of their taxation. Any user fees however are paid for by all users regardless of where they live.



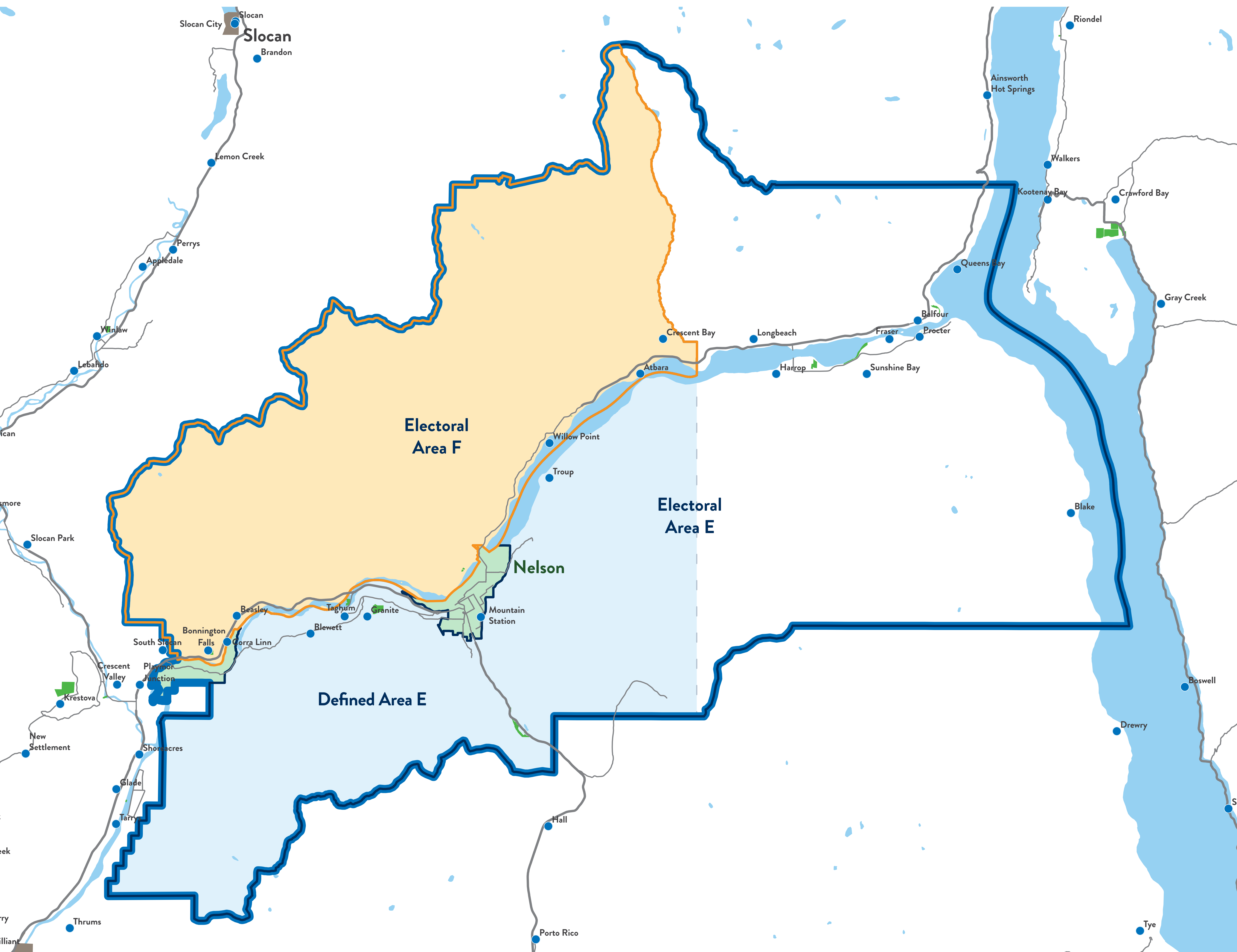


# A COMMUNITY RECREATION CAMPUS THE HEART OF NELSON, AREAS F & DEFINED E

City of  
NELSON

4

## PLANNING AREA








# COMMUNITY ENGAGEMENT FINDINGS – RESIDENT SURVEY

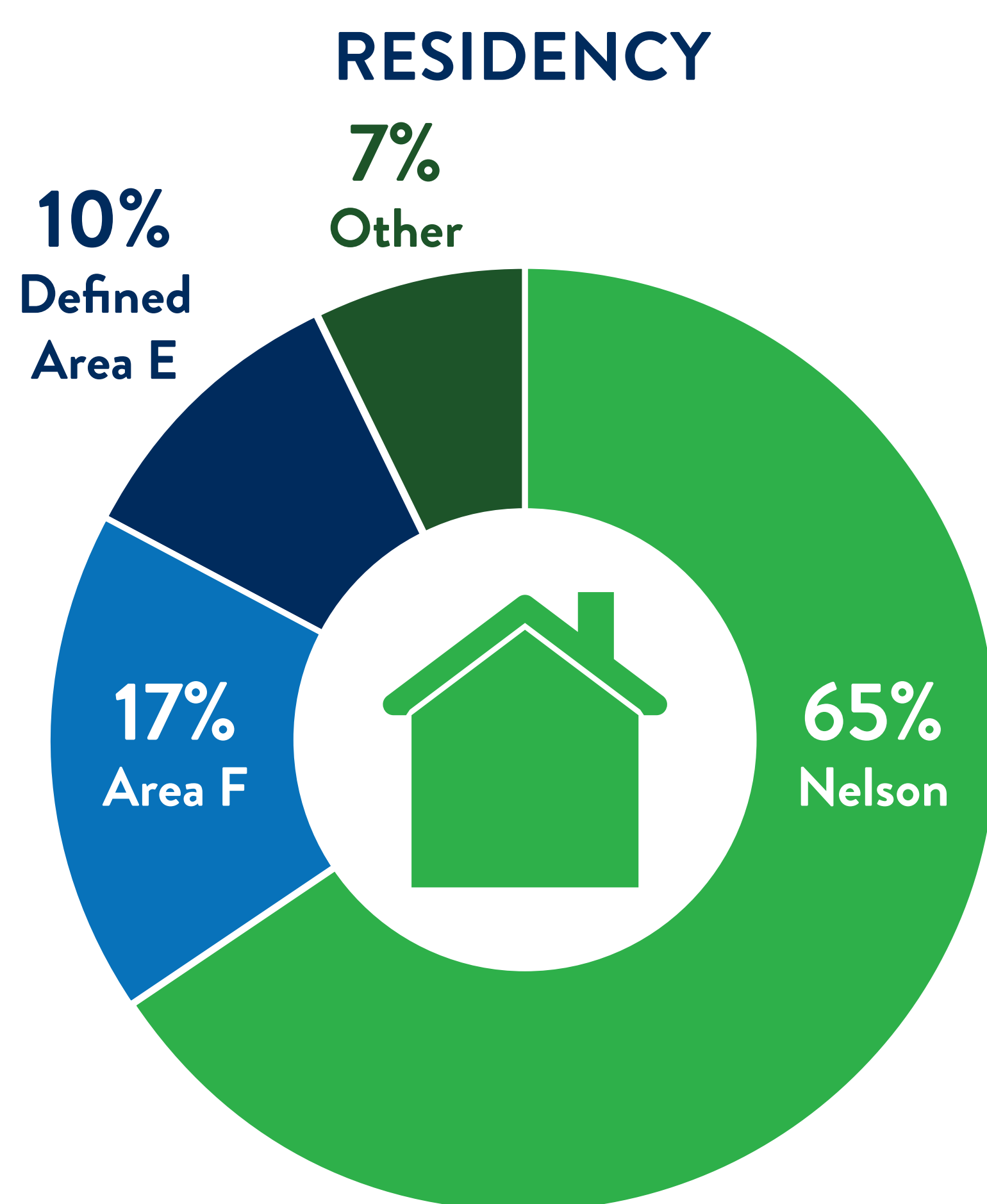
Some of the findings from the resident survey are presented in the following infographics. For comprehensive findings, please refer to the “What We Heard Report” for Phase 2: Information Seeking at [engage.rdck.ca](https://engage.rdck.ca).

## ABOUT YOU



2,035

Respondents



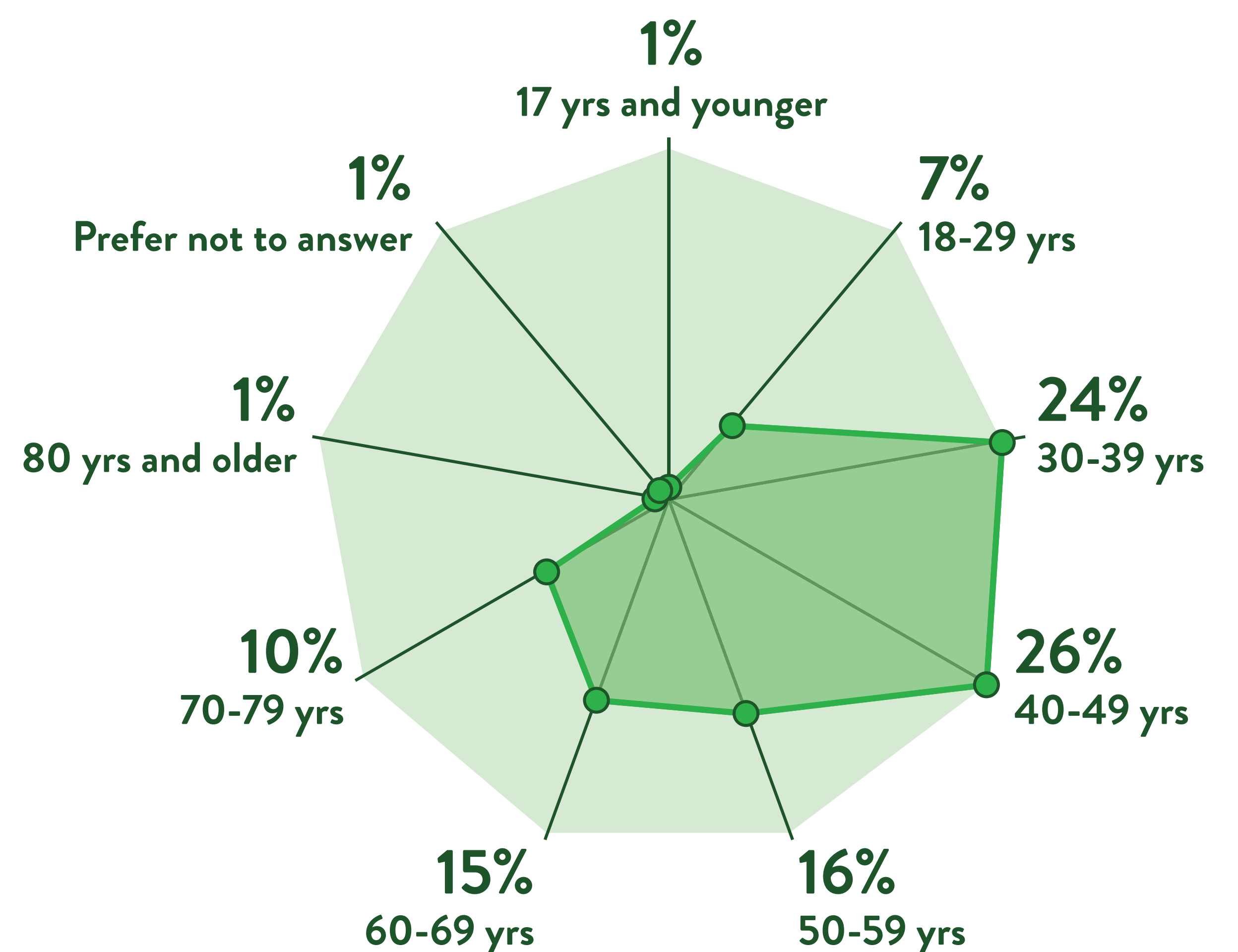
### 2021 CENSUS

City of Nelson 58%

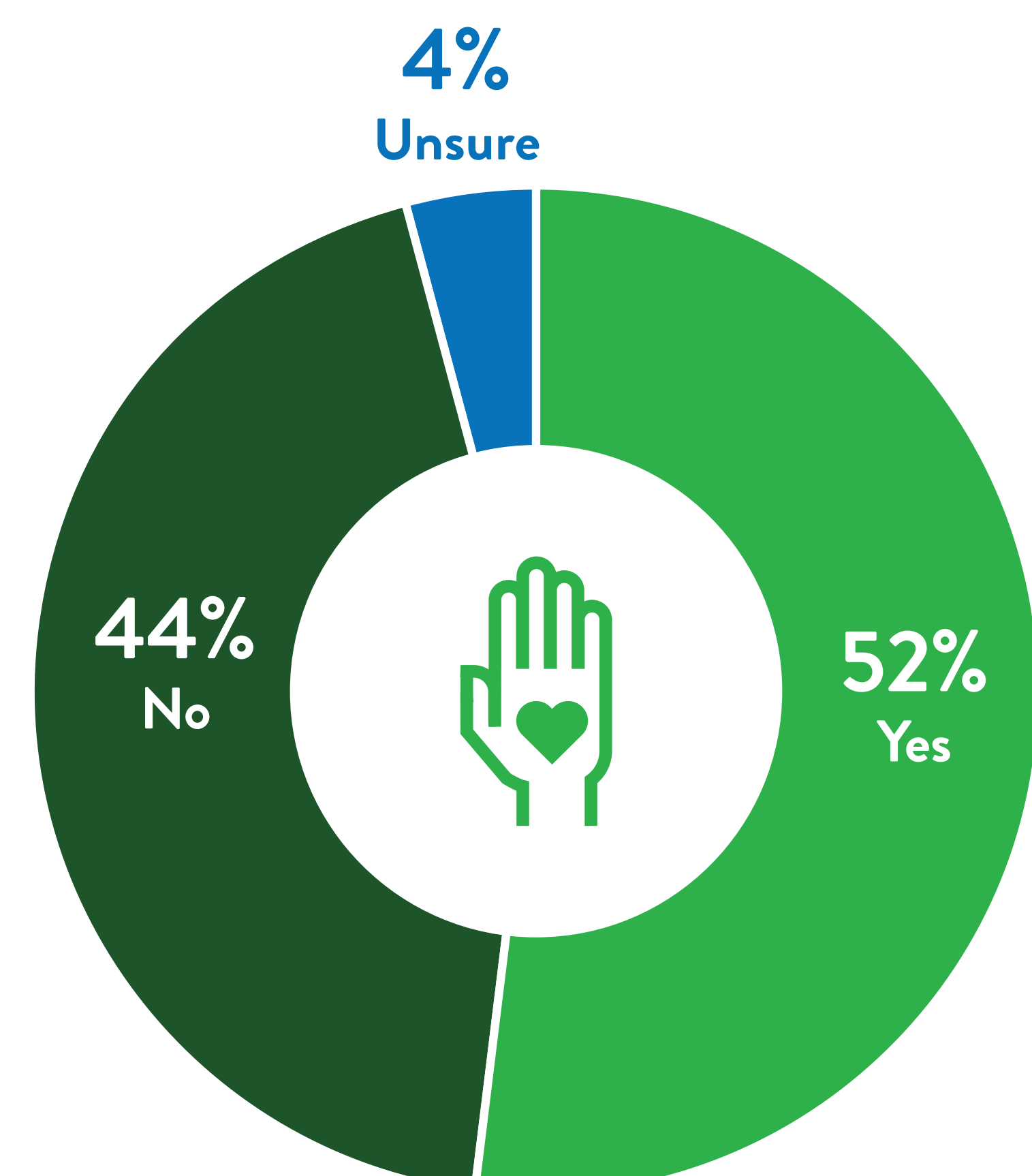
Area F 22%

Area E 20%

## IN WHICH AGE CATEGORY DO YOU FALL?



## ARE YOU AN ACTIVE MEMBER OR VOLUNTEER OF A RECREATION CLUB OR ORGANIZED GROUP?







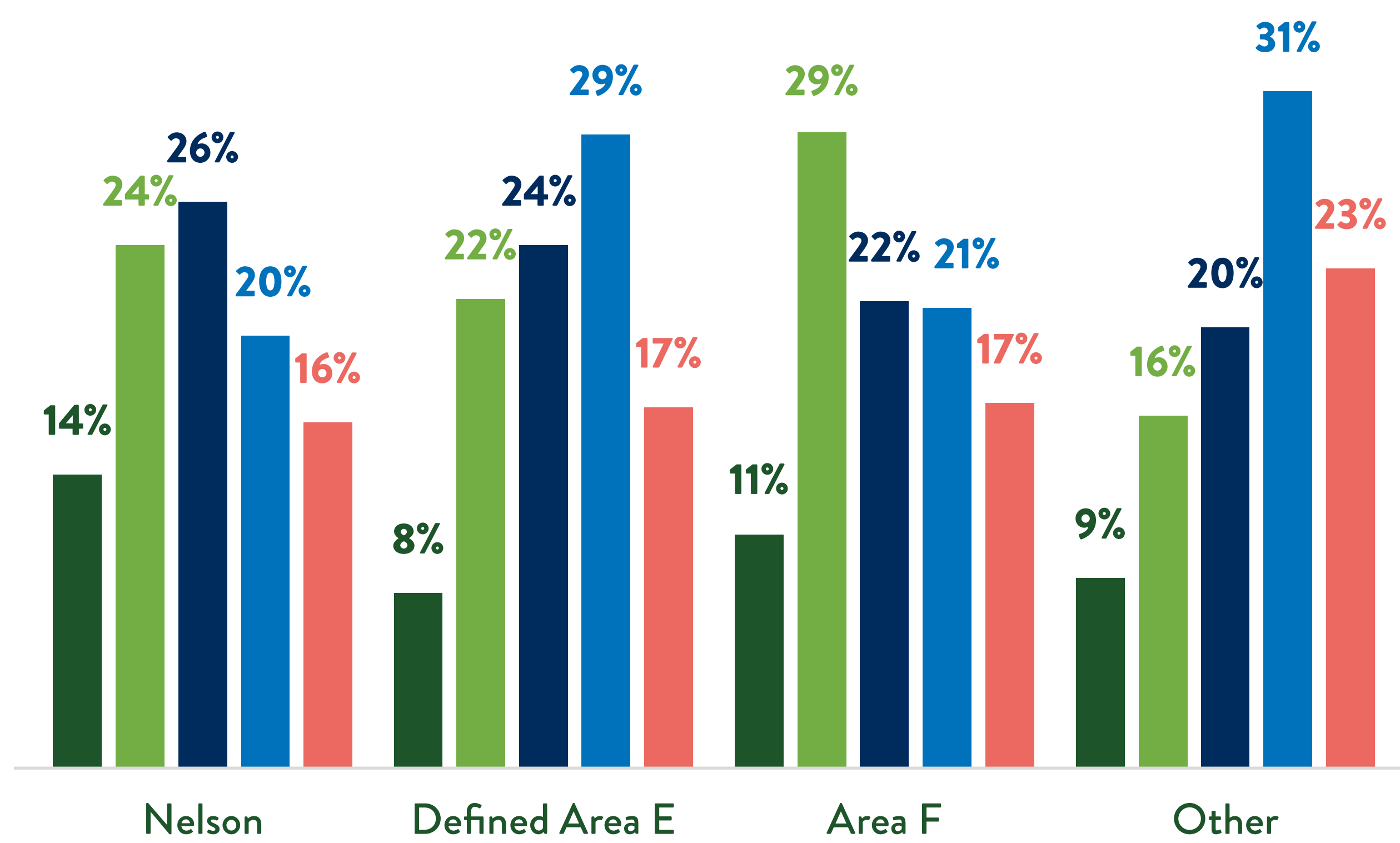
## YOUR COMMUNITY RECREATION CAMPUS UTILIZATION

### NELSON & DISTRICT COMMUNITY COMPLEX

#### HOW FREQUENTLY DO YOU USE THE **AQUATIC AREAS** IN A TYPICAL YEAR?

(NDCC)

- Daily (3 or more times per week)
- Weekly (1-2 times per week)
- Monthly (1-3 times per month)
- A few times per year or less (less than once per month)
- Generally do not use / visit

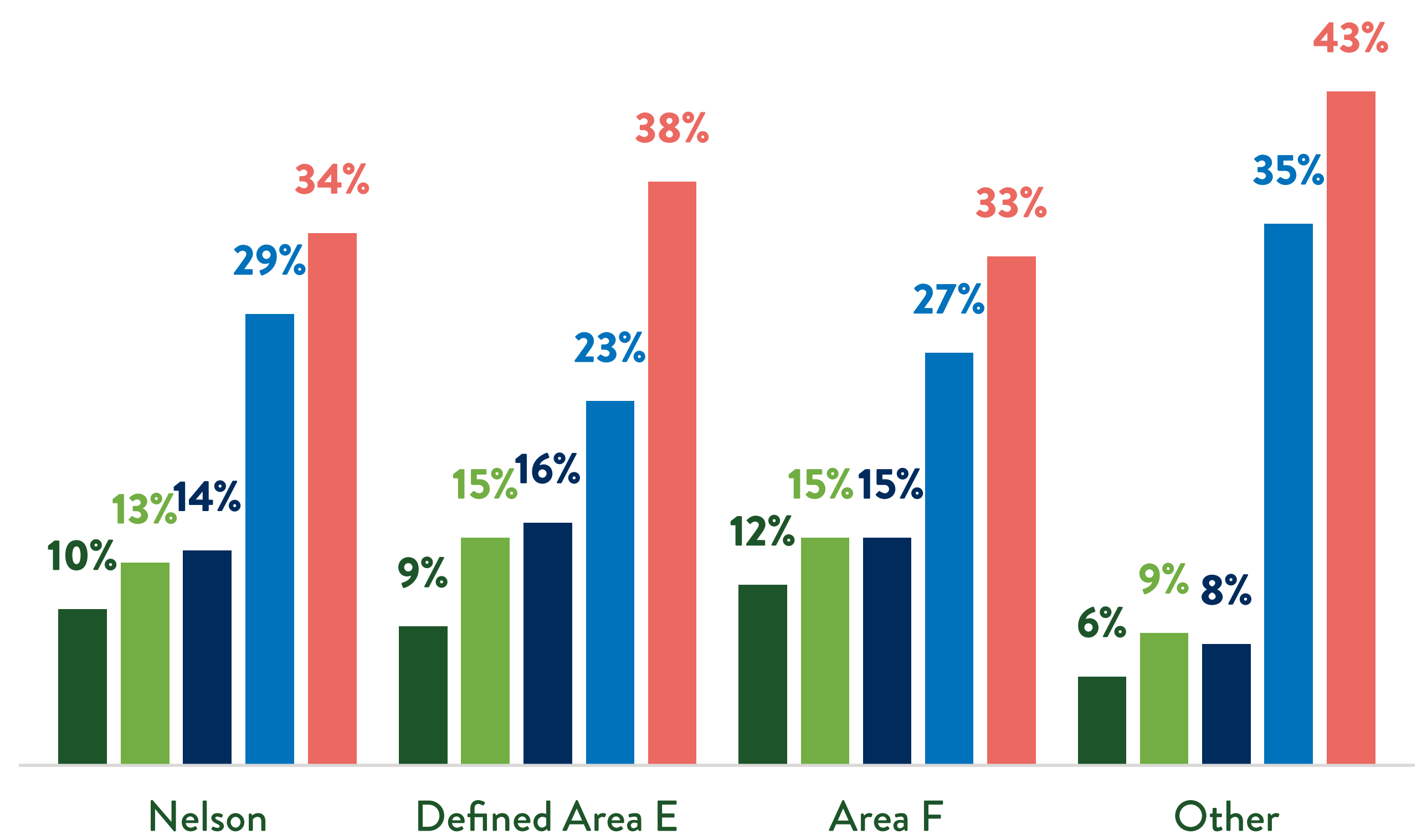


See Graph 1 in the What We Heard Report

#### HOW FREQUENTLY DO YOU USE THE **ARENA** IN A TYPICAL YEAR?

(NDCC)

- Daily (3 or more times per week)
- Weekly (1-2 times per week)
- Monthly (1-3 times per month)
- A few times per year or less (less than once per month)
- Generally do not use / visit

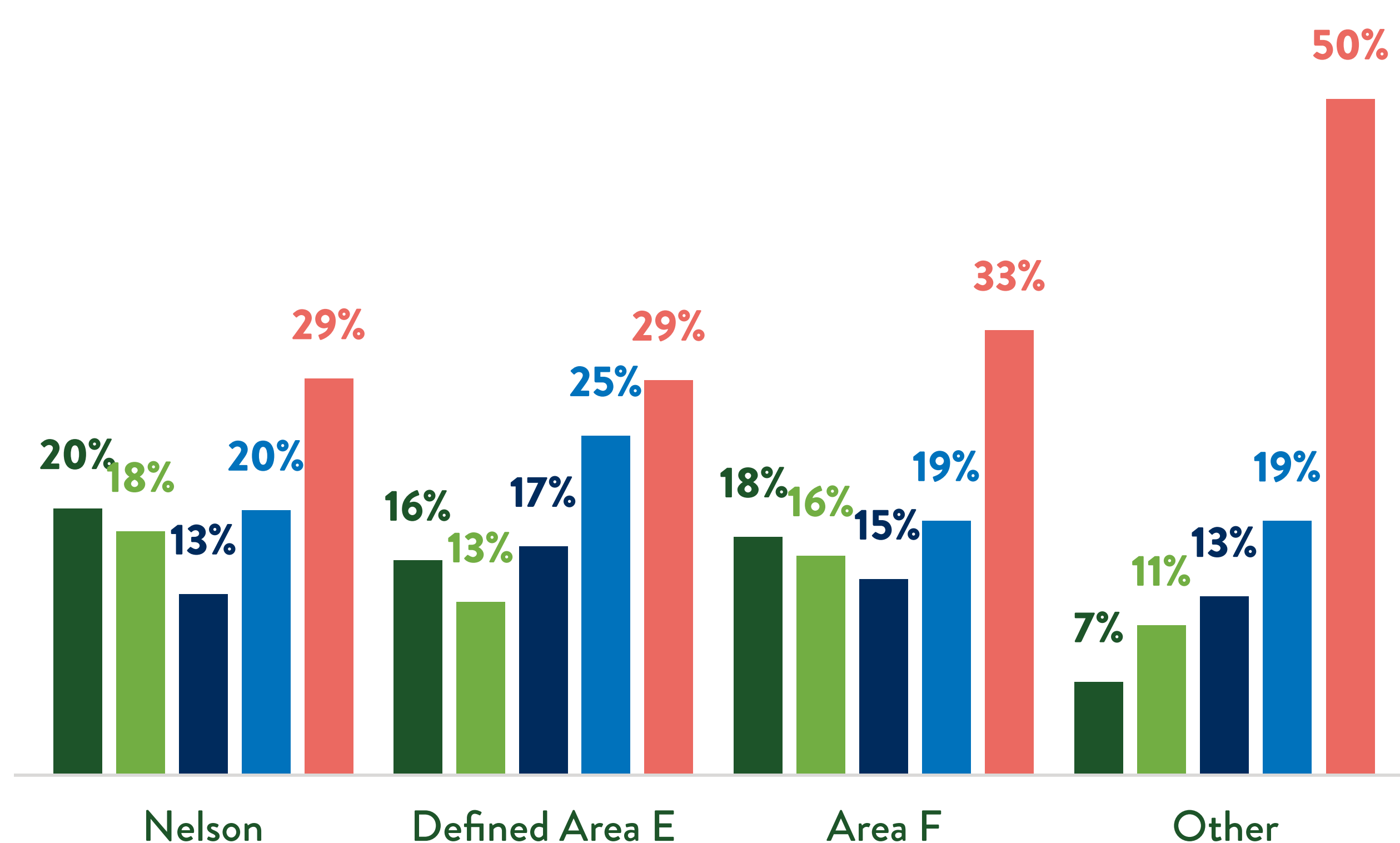


See Graph 2 in the What We Heard Report

#### HOW FREQUENTLY DO YOU USE THE **FITNESS CENTRE** IN A TYPICAL YEAR?

(NDCC)

- Daily (3 or more times per week)
- Weekly (1-2 times per week)
- Monthly (1-3 times per month)
- A few times per year or less (less than once per month)
- Generally do not use / visit

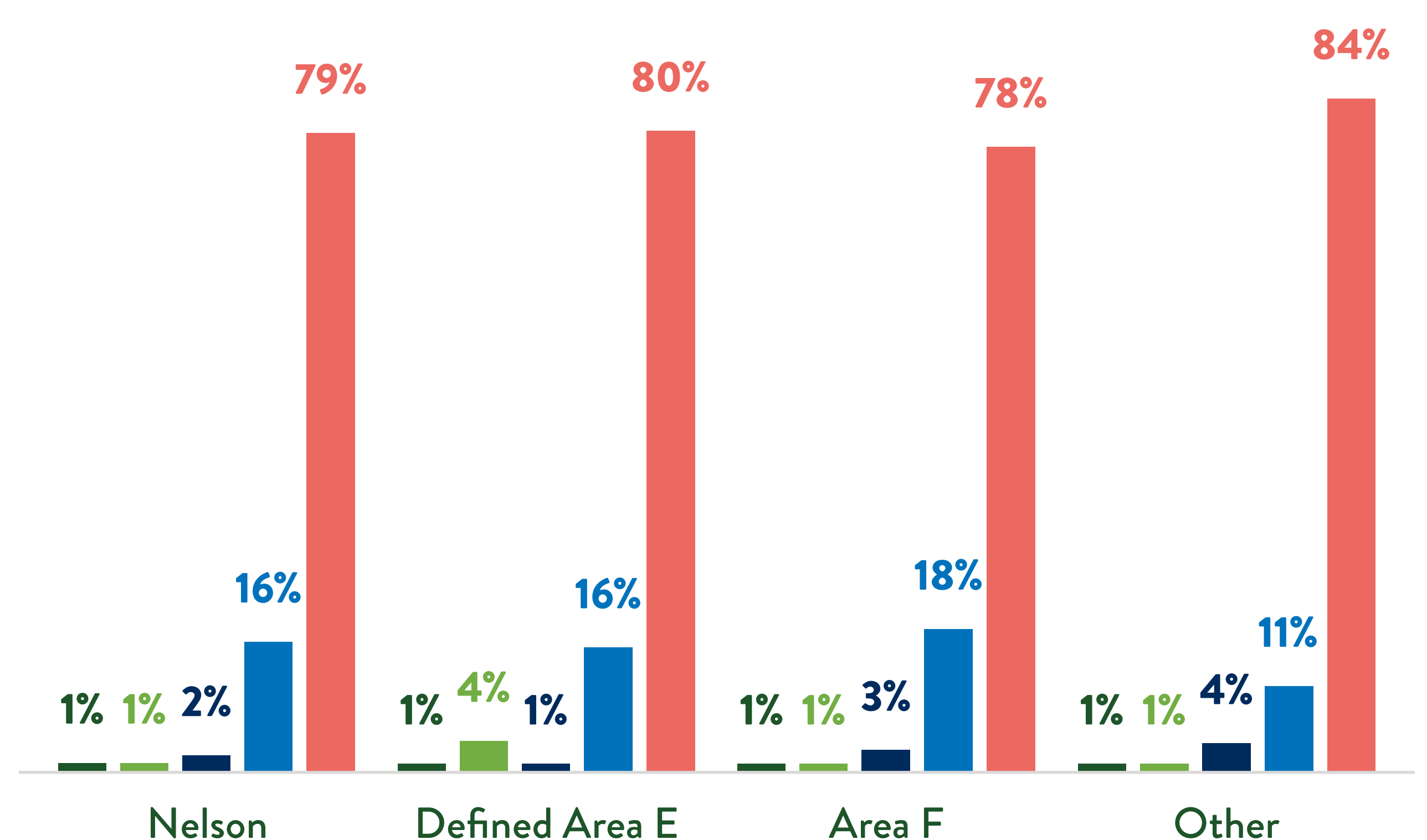


See Graph 3 in the What We Heard Report

#### HOW FREQUENTLY DO YOU USE THE **MEETING ROOMS** IN A TYPICAL YEAR?

(NDCC)

- Daily (3 or more times per week)
- Weekly (1-2 times per week)
- Monthly (1-3 times per month)
- A few times per year or less (less than once per month)
- Generally do not use / visit



See Graph 4 in the What We Heard Report





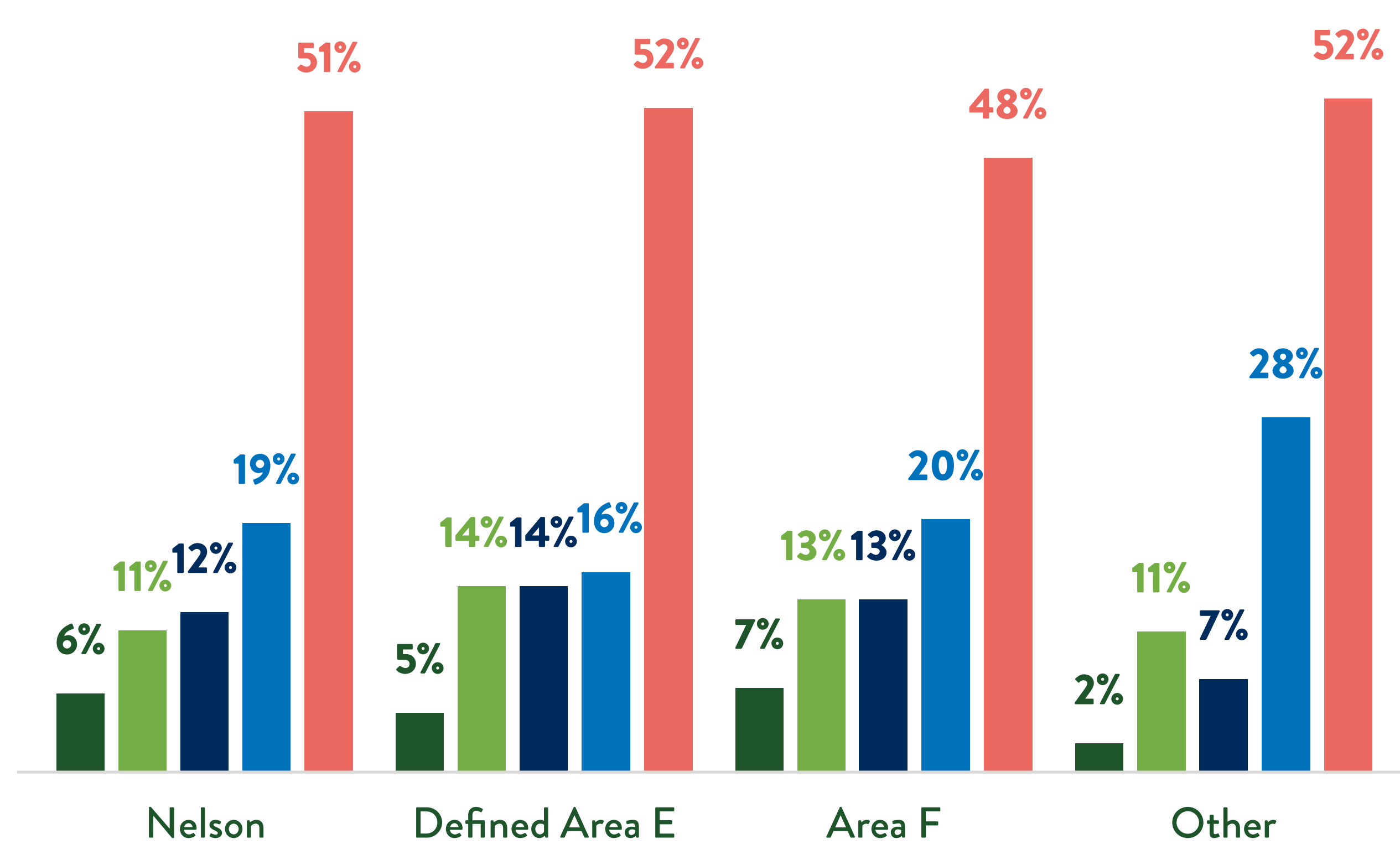
## YOUR COMMUNITY RECREATION CAMPUS UTILIZATION

### NELSON CIVIC CENTRE

#### HOW FREQUENTLY DO YOU USE THE CIVIC ARENA IN A TYPICAL YEAR - IF IT WAS OPEN?

(NCC)

- Daily (3 or more times per week)
- Weekly (1-2 times per week)
- Monthly (1-3 times per month)
- A few times per year or less (less than once per month)
- Generally do not use / visit

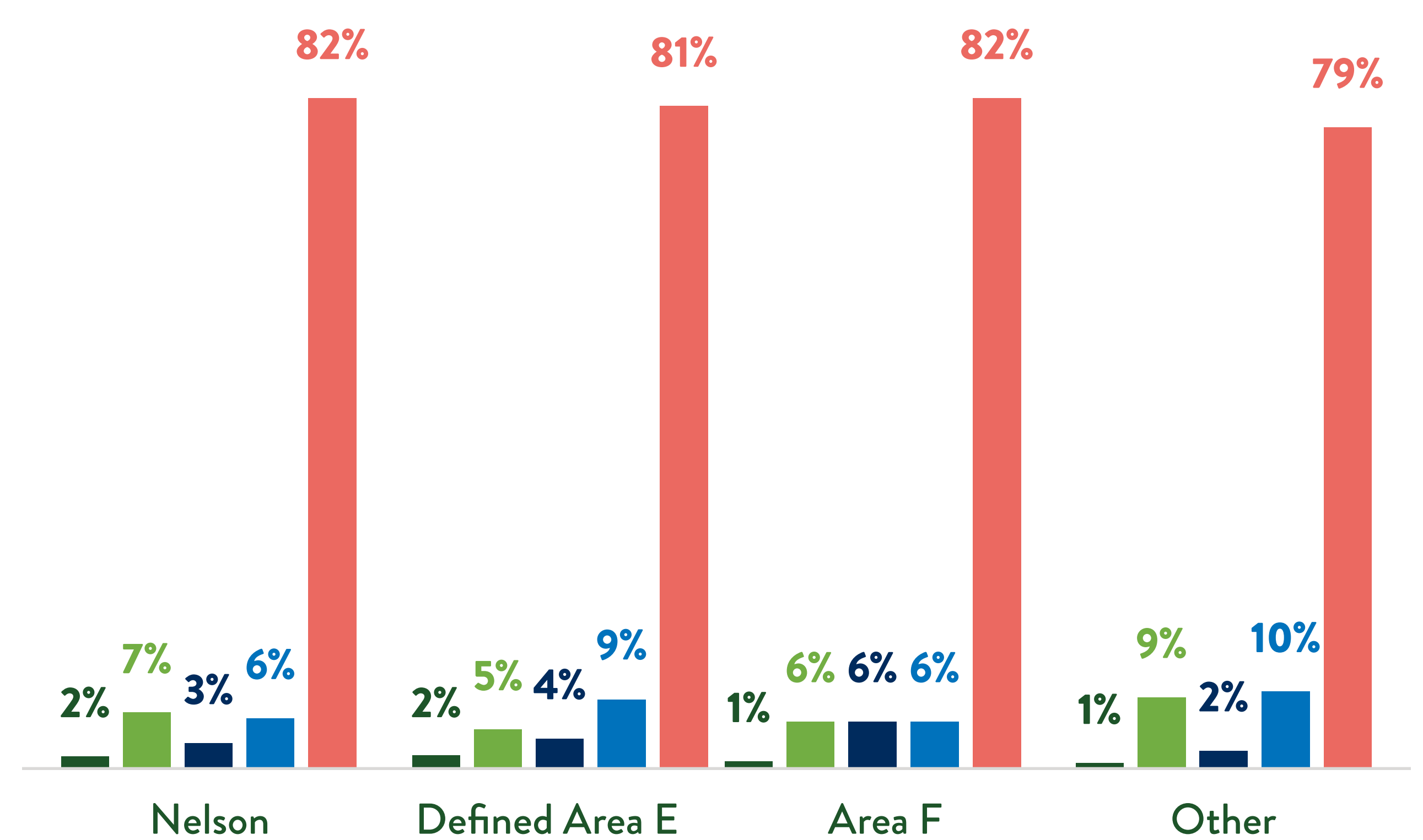


See Graph 5 in the What We Heard Report

#### HOW FREQUENTLY DO YOU USE THE DANCE STUDIO IN A TYPICAL YEAR - IF IT WAS OPEN?

(NCC)

- Daily (3 or more times per week)
- Weekly (1-2 times per week)
- Monthly (1-3 times per month)
- A few times per year or less (less than once per month)
- Generally do not use / visit

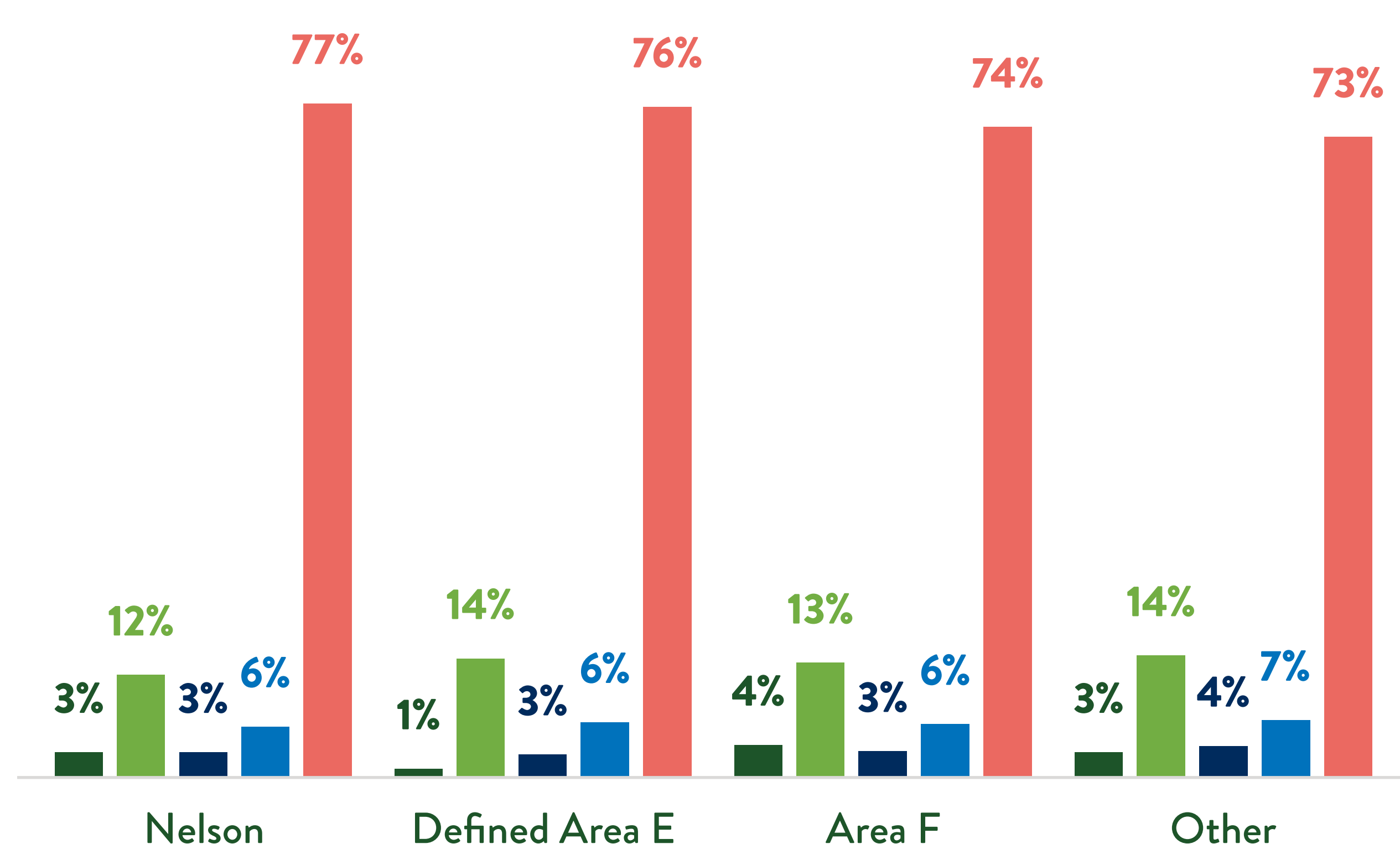


See Graph 6 in the What We Heard Report

#### HOW FREQUENTLY DO YOU USE THE GYMNASIUM IN A TYPICAL YEAR - IF IT WAS OPEN?

(NCC)

- Daily (3 or more times per week)
- Weekly (1-2 times per week)
- Monthly (1-3 times per month)
- A few times per year or less (less than once per month)
- Generally do not use / visit

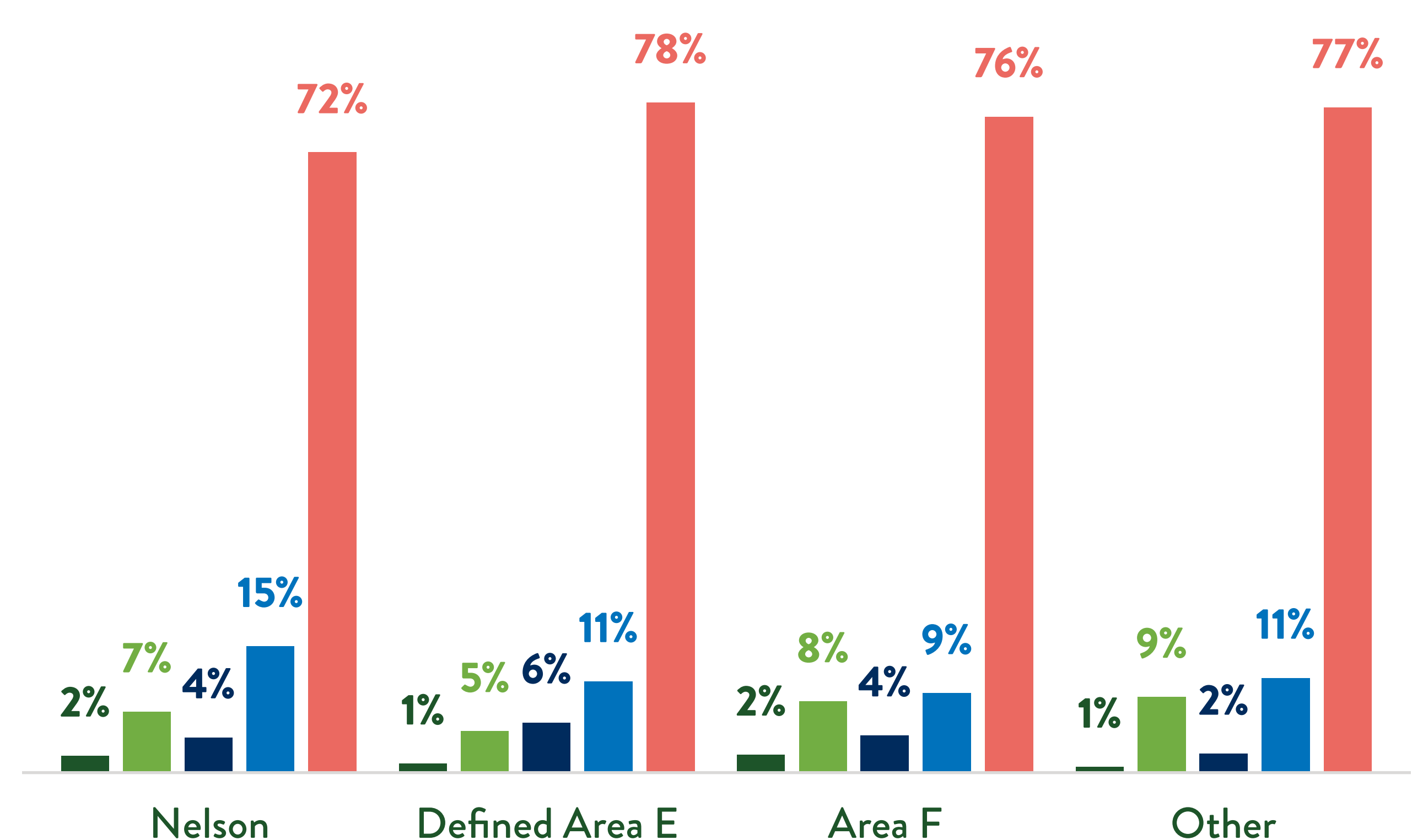


See Graph 7 in the What We Heard Report

#### HOW FREQUENTLY DO YOU USE THE NELSON CURLING RINK IN A TYPICAL YEAR - IF IT WAS OPEN?

(NCC)

- Daily (3 or more times per week)
- Weekly (1-2 times per week)
- Monthly (1-3 times per month)
- A few times per year or less (less than once per month)
- Generally do not use / visit



See Graph 8 in the What We Heard Report





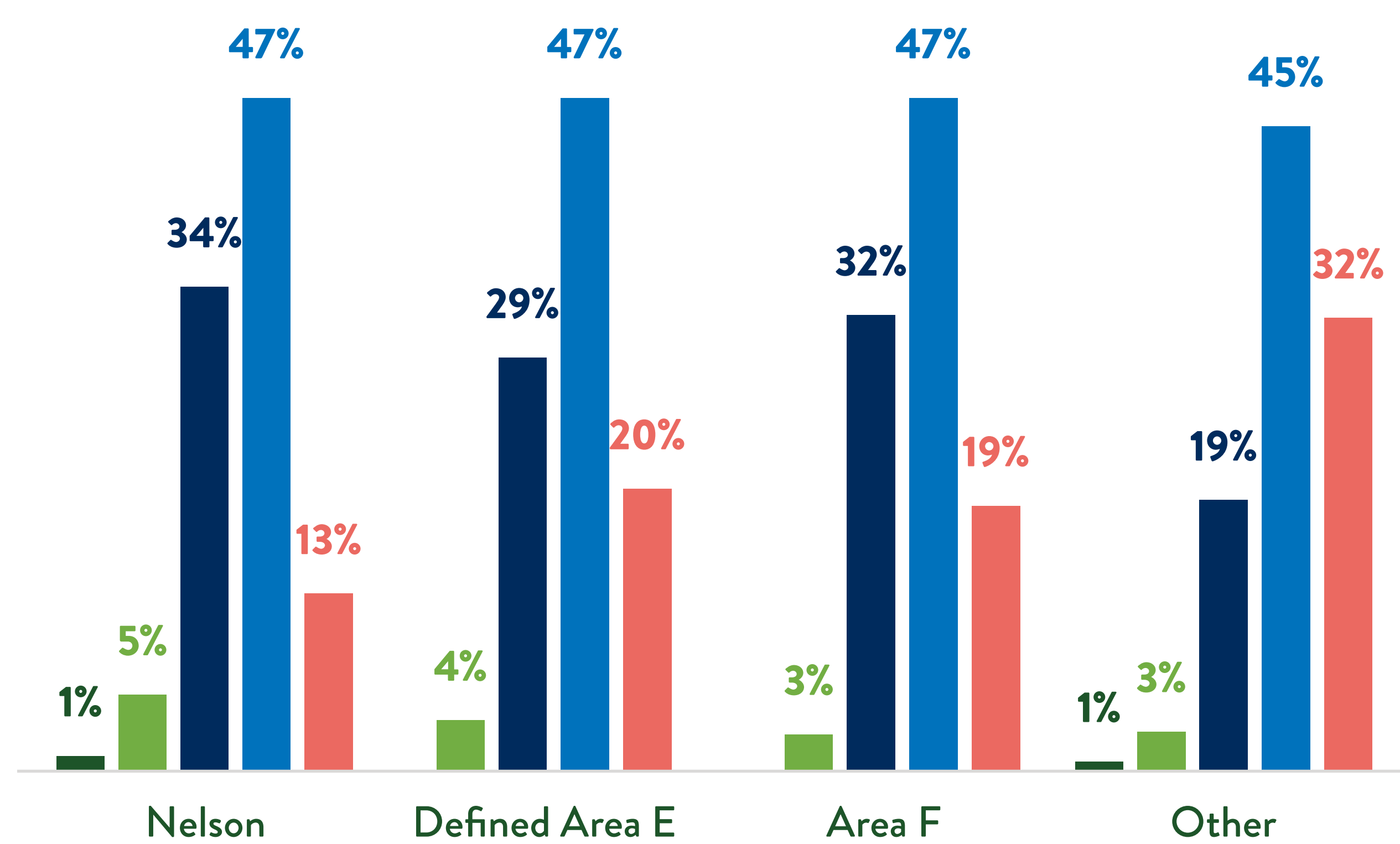
## YOUR COMMUNITY RECREATION CAMPUS UTILIZATION

### NELSON CIVIC CENTRE

HOW FREQUENTLY DO YOU USE THE **THEATRE** IN  
A TYPICAL YEAR - IF IT WAS OPEN?

(NCC)

- Daily (3 or more times per week)
- Weekly (1-2 times per week)
- Monthly (1-3 times per month)
- A few times per year or less (less than once per month)
- Generally do not use / visit

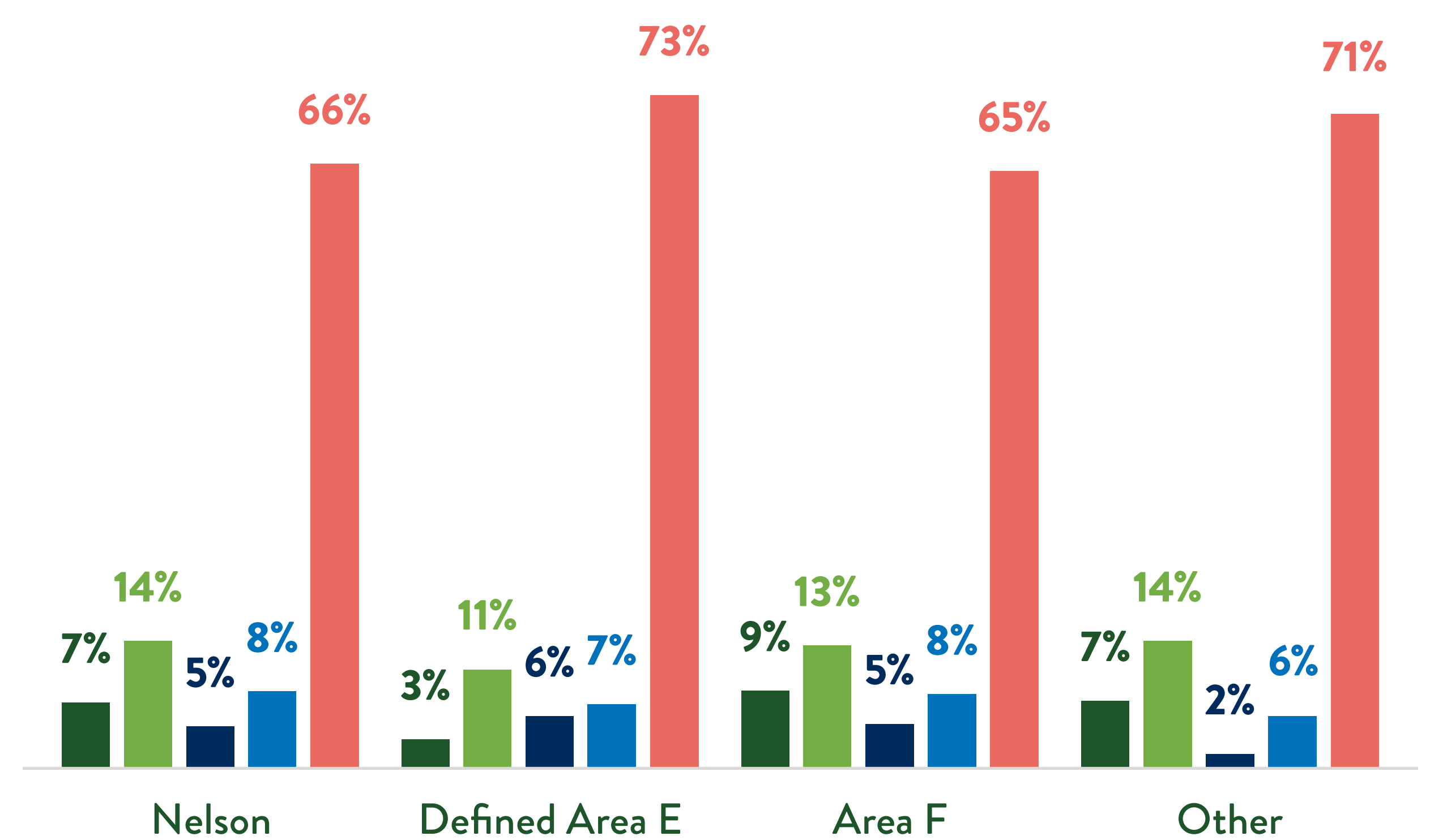


See Graph 9 in the What We Heard Report

HOW FREQUENTLY DO YOU USE THE  
**INDOOR SOCCER FACILITY** IN A TYPICAL  
YEAR - IF IT WAS OPEN?

(NCC)

- Daily (3 or more times per week)
- Weekly (1-2 times per week)
- Monthly (1-3 times per month)
- A few times per year or less (less than once per month)
- Generally do not use / visit



See Graph 10 in the What We Heard Report

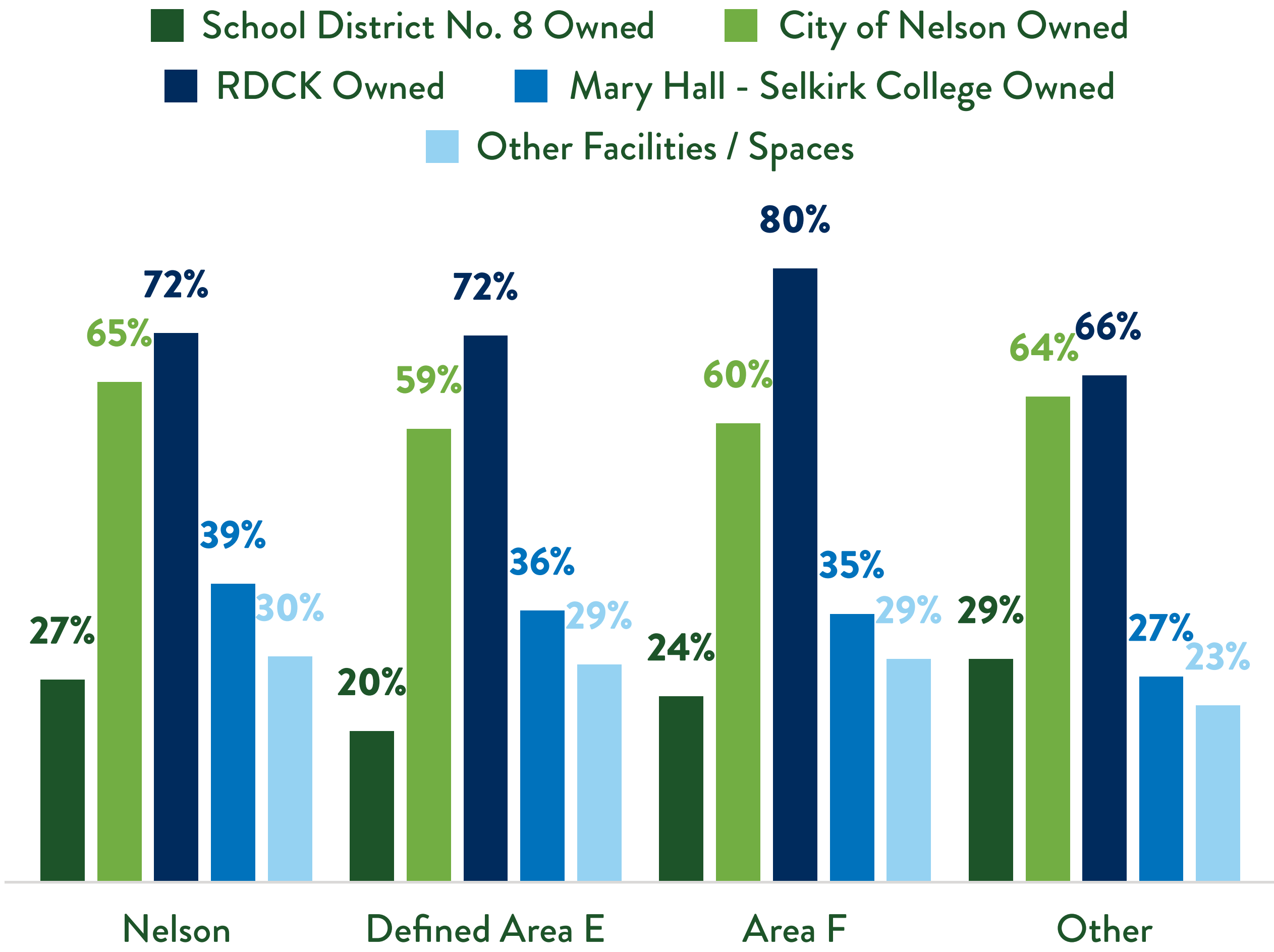






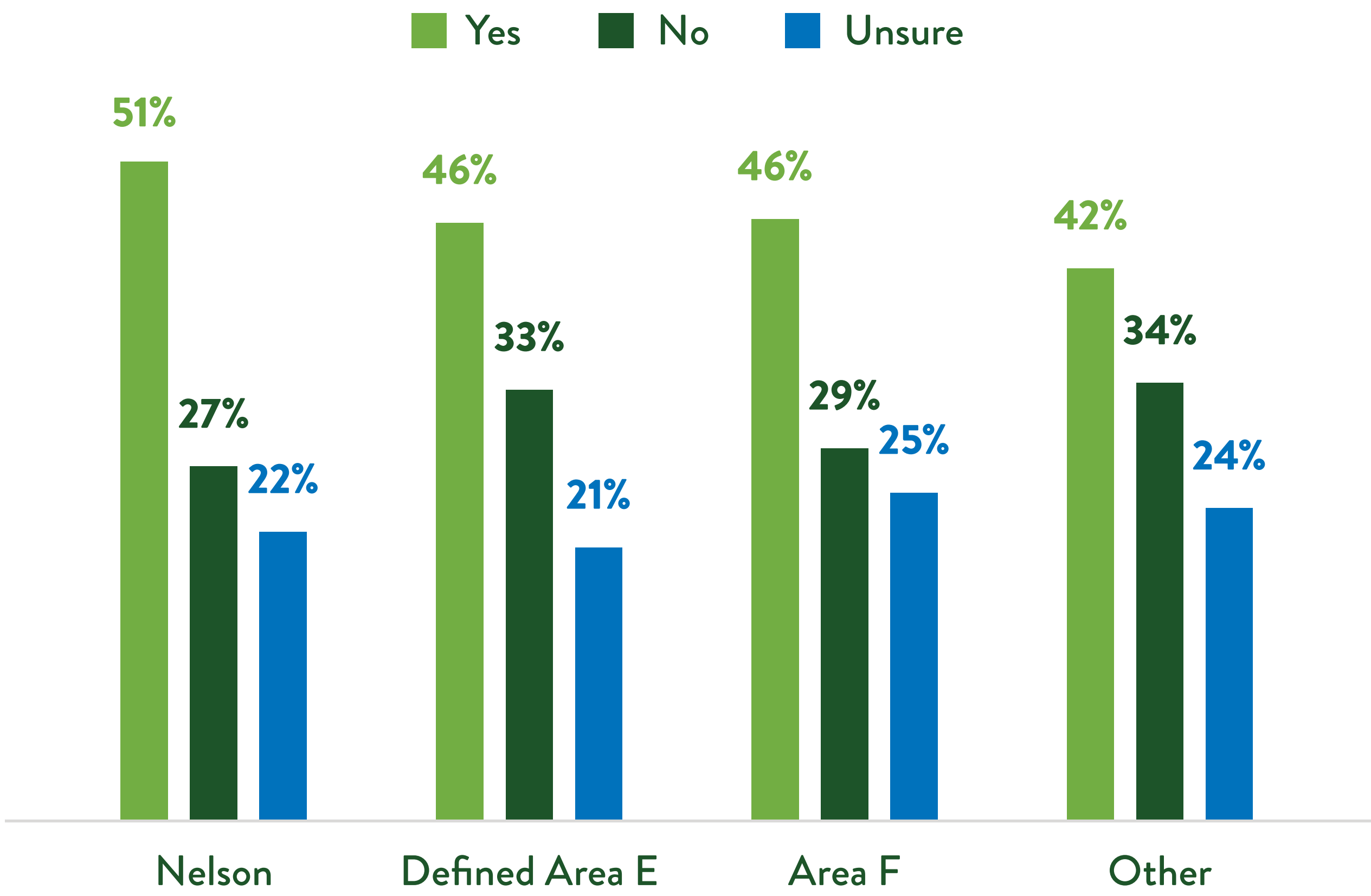
A FUTURE FOR THE COMMUNITY RECREATION CAMPUS

WHAT FACILITIES DO YOU USE  
WHEN PARTICIPATING IN INDOOR  
RECREATION ACTIVITIES?



See Graph 11 in the What We Heard Report

ARE THERE INDOOR REC ACTIVITIES THAT YOU'D LIKE TO  
DO AT THE RECREATION CAMPUS BUT CAN'T BECAUSE  
THE SPACE IS UNAVAILABLE OR DOESN'T EXIST?



See Graph 12 in the What We Heard Report

ACTIVITIES IN WHICH YOU WOULD LIKE TO PARTICIPATE IN AT THE RECREATION CAMPUS BUT ARE  
UNABLE TO DUE TO LACK OF AVAILABILITY IN EXISTING SPACES OR THE SPACE DOES NOT EXIST  
(MOST FREQUENTLY MENTIONED ACTIVITIES LISTED WITH MOST MENTIONS AT THE TOP)

Nelson	Defined Area E	Area F	Other
Curling (106 mentions)	Climbing (11 mentions)	Pickleball (27 mentions)	Curling (12 mentions)
Pickleball (93)	Dance (7)	Curling (25)	Gymnastics (7)
Climbing (69)	Pickleball (7)	Soccer (19)	Pickleball (6)
Tennis (62)	Curling (6)	Basketball (16)	Concert / music venue (6)
Basketball (60)	Skating (6)	Climbing (15)	Soccer (6)
Dance (45)	Hockey (5)	Hockey (12)	Gym / fitness (5)
Soccer (42)	Basketball (4)	Tennis (12)	Basketball (4)
Bowling (34)	Squash (4)		Hockey (3)
Squash (33)			Climbing (3)
Hockey (33)			Yoga (2)
Badminton (26)			
Volleyball (25)			
Gymnastics (24)			
Skating (23)			



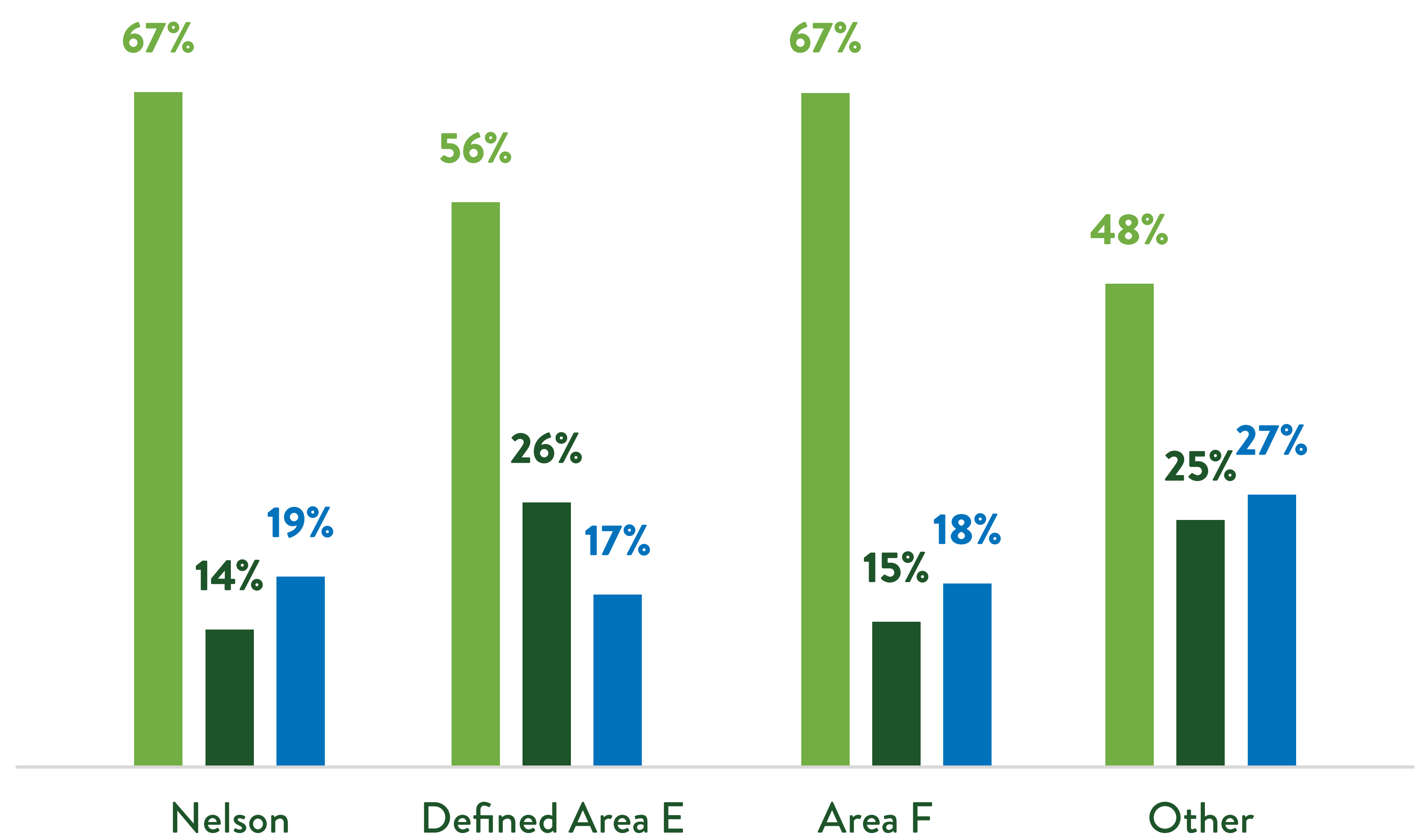


## POTENTIAL COSTING AND TAXATION IMPACTS

WOULD YOU CONSIDER PAYING ADDITIONAL PROPERTY TAXES TO FUND FACILITY ENHANCEMENTS OR NEW DEVELOPMENT ON THE RECREATION CAMPUS?

Yes No Unsure

**73%-86%**  
of respondents are  
willing to pay additional  
property taxes or are  
willing to consider it.



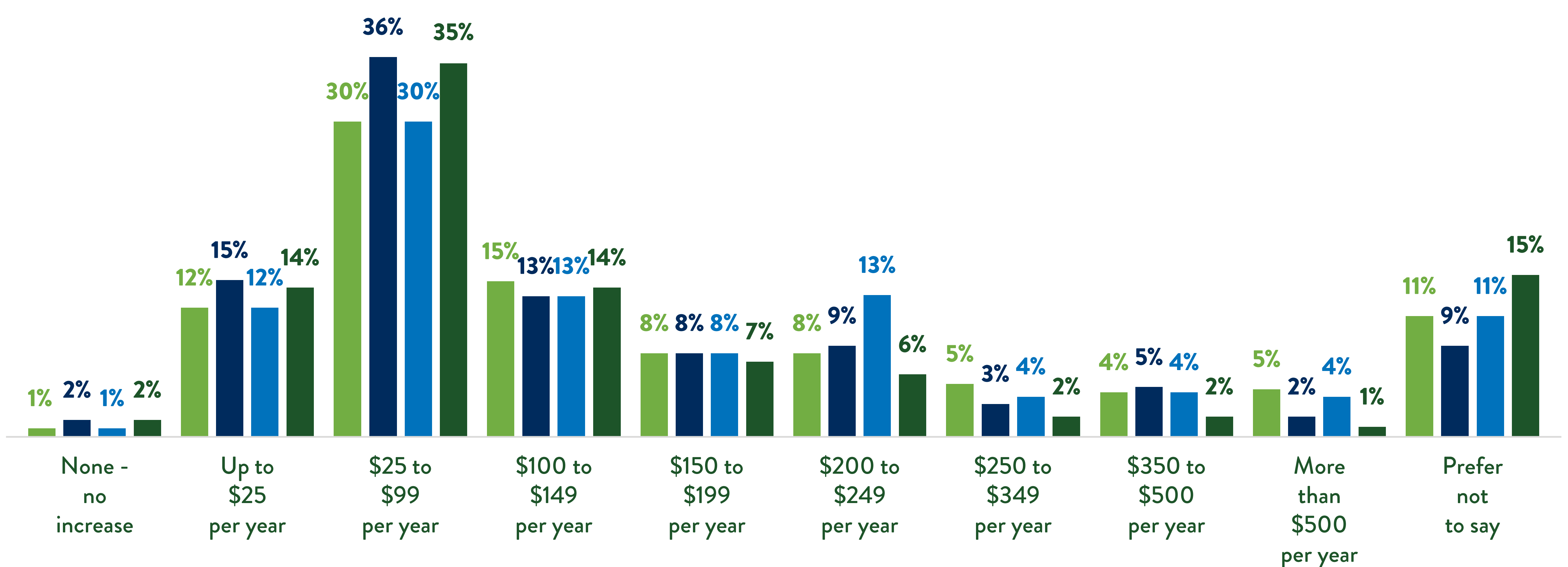
See Graph 13 in the What We Heard Report

Approximately three-quarters of respondents from Nelson, Defined Area E, and Area F are willing to pay at least **\$25-\$99 PER YEAR** in additional property taxes to fund enhancements or new development.

HOW MUCH ANNUALLY WOULD YOU SUPPORT PAYING ADDITIONALLY, DEPENDING UPON THE SPECIFIC PROJECT?

(“YES” AND “UNSURE” RESPONDENTS)

Nelson Defined Area E Area F Other



See Graph 14 in the What We Heard Report





# HOW MUCH COULD THAT POTENTIAL LEVEL OF TAXATION INCREASE GENERATE (RDCK S226)?

As illustrated in the graph on panel 10, approximately three-quarters of respondents in Nelson, Defined Area E, and Area F who are willing to consider additional property taxes are also willing to pay at least \$25-\$99 per year in additional property taxes to fund enhancements or new development.

The table below, shows the amount of additional funding per year that can be generated for Service 226 by a residential tax increase of \$25 and \$99 (the low and high point of the category) and \$62 (the midpoint). The table also includes the proportional increase in commercial taxation.

It is assumed that respondents who said they would be willing to pay \$100 to \$500+ per year would be willing to pay \$25-\$99.

THIS TABLE IS PROVIDED ONLY TO ILLUSTRATE THE AMOUNT OF FUNDS THAT COULD BE GENERATED BY DIFFERENT LEVELS OF TAXATION INCREASES.

Service S226	Taxation Increase based upon a \$500,000 property assessment	Funding per year	Current Maximum Principal – Borrowing for 20 years @ 3.75%	Current Maximum Principal – Borrowing for 25 years @ 3.75%
Nelson, Defined Area E, Area F	Residential \$25 Commercial \$61	\$344,000	\$4,720,000	\$5,445,000
	Residential \$62 Commercial \$152	\$852,000	\$11,690,000	\$13,486,000
	Residential \$99 Commercial \$243	\$1,360,000	\$18,665,000	\$21,528,000

These columns show the size of the loan that could be funded for each of the different levels of increased taxation.

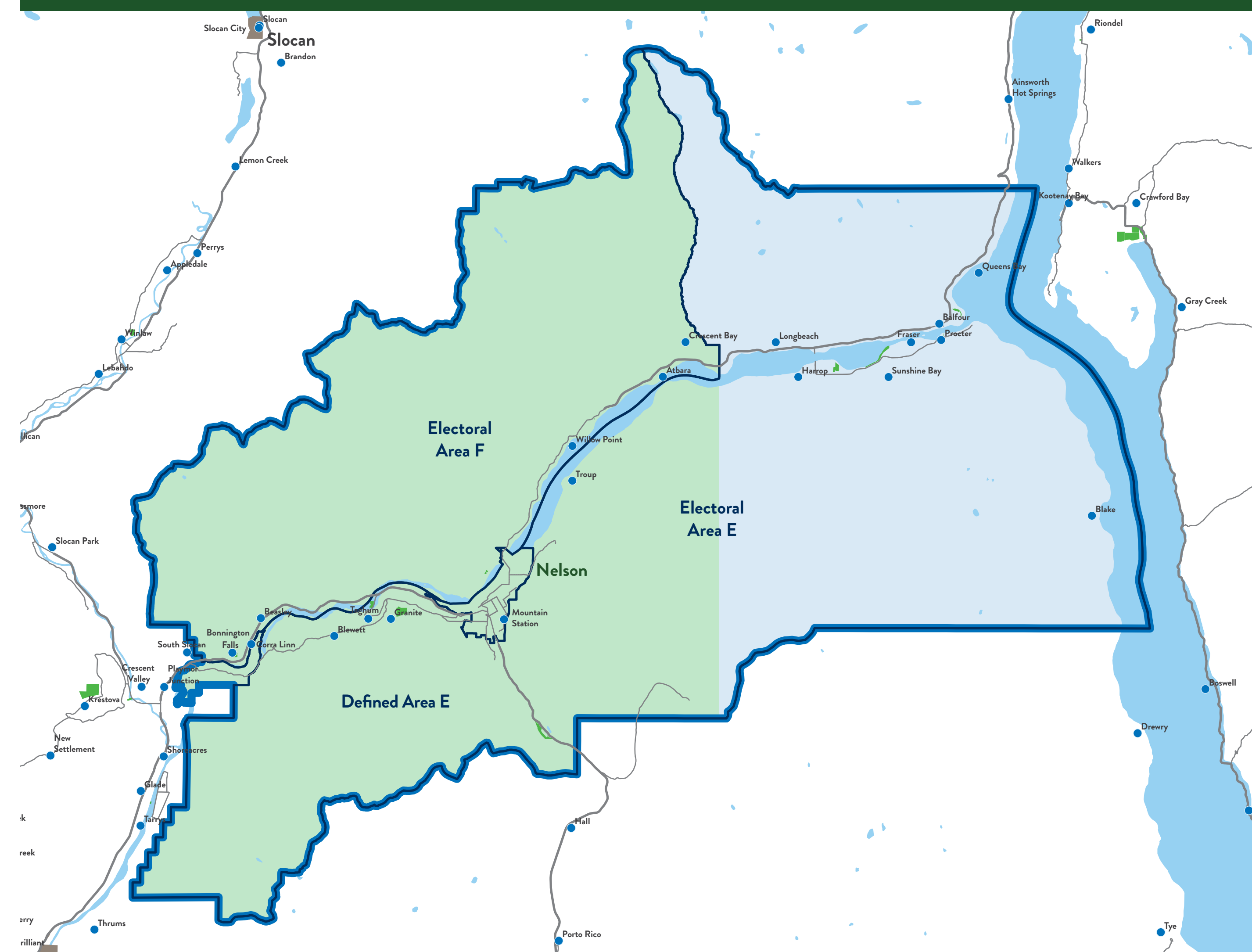


## WHAT IS SERVICE S226?

### RDCK TAXATION - COMMUNITY RECREATION CAMPUS

- In 2003 Bylaw No. 1623 was established for the purpose of providing recreational and leisure programming services, and the maintenance and operations of community facilities used for recreation. This Bylaw created service S226.
- The service may include, but is not limited, to the following powers and authorities:
  - » To own, lease, operate or provide ongoing funding for the facilities and amenities included in the Nelson and Area Recreation Facilities Service.
  - » To acquire or develop new community facilities and amenities for recreational and leisure purposes.
  - » To provide recreational and leisure programming services.
- Facilities and Amenities at the Community Recreation Campus included in S226 (The Nelson and Area Recreation Facilities Service) are:
  - » Civic Arena (operations from October - March)
  - » Nelson & District Community Complex (pool, fitness centre and arena)

The City of Nelson and Electoral Areas F and Defined Area E all pay into S226.







# HOW MUCH COULD THAT POTENTIAL LEVEL OF TAXATION INCREASE GENERATE (CITY OF NELSON ONLY)?

As illustrated in the graph, three-quarters (75%) of respondents in Nelson who are willing to consider additional property taxes are willing to pay at least \$25-\$99 per year in additional property taxes to fund enhancements or new development.

The City of Nelson owns and maintains:

- Civic Centre (theatre, gymnasium, dance studio)
- Indoor Soccer Facility
- Civic Arena

It is assumed that respondents who said they would be willing to pay \$100 to \$500+ per year would be willing to pay \$25-\$99.

The table below, shows the amount of additional funding per year that can be generated for the City of Nelson by a residential tax increase of \$25 and \$99 (the low and high point of the category) and \$62 (the midpoint). The table also includes the proportional increase in commercial taxation.

**THIS TABLE IS PROVIDED ONLY TO ILLUSTRATE THE AMOUNT OF FUNDS THAT COULD BE GENERATED BY DIFFERENT LEVELS OF TAXATION INCREASES.**

City of Nelson Taxation	Taxation Increase based upon a \$500,000 property assessment	Funding per year	Current Maximum Principal – Borrowing for 20 years @ 3.75%	Current Maximum Principal – Borrowing for 25 years @ 3.75%
City of Nelson Only	Residential \$25 Commercial \$56	\$195,000	\$2,700,000	\$3,100,000
	Residential \$62 Commercial \$139	\$485,000	\$6,700,000	\$7,700,000
	Residential \$99 Commercial \$222	\$775,000	\$10,700,000	\$12,300,000

These columns show the size of the loan that could be funded for each of the different levels of increased taxation.





## WHAT ARE SOME OF THE POTENTIAL PROJECT COSTS?

*\*Figures below are estimates only and are used for illustrative purposes to provide a sense of scale.*



### PROJECT COSTS – RDCK (\$226)

- Upcoming capital renewal projects for the **Nelson and District Community Complex**
  - » **\$7.8 million**
    - This includes the replacement of the refrigeration plant in the arena (\$1.5 million).



### PROJECT COSTS – CITY OF NELSON

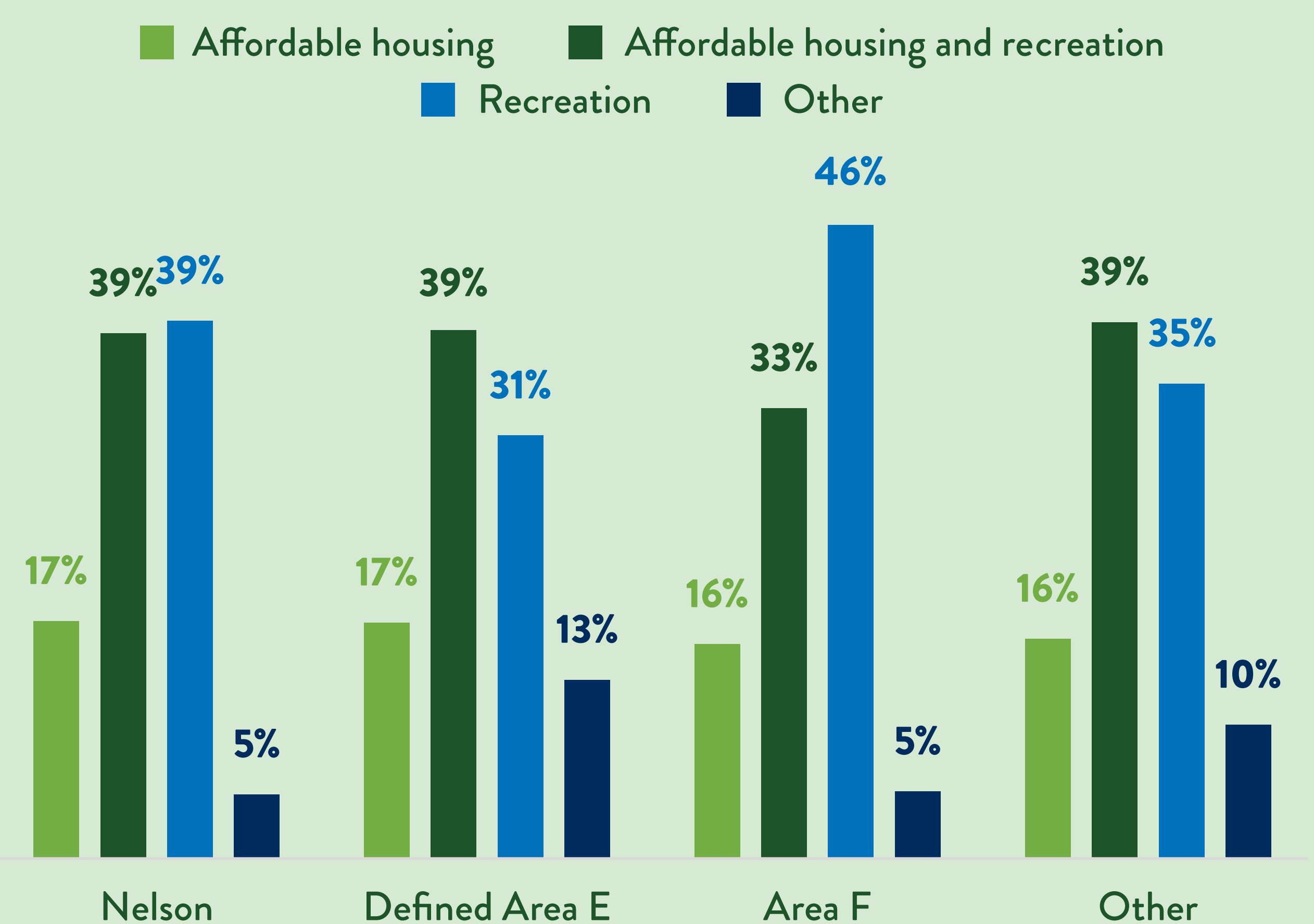
- Civic Centre** – Cost to restore building. (It would not include anything new but would “fix” what is there now.)
  - » **\$7-\$9 million**
    - This includes replacement of the refrigerated concrete arena floor (\$2 million).
- Curling Rink** - Cost to restore building. (It would not include anything new but would “fix” what is there now.)
  - » **\$3-\$6 million**

### COSTING FOR ILLUSTRATIVE PURPOSES – NEW FACILITY

- Indoor Multi-Purpose Space** – this is based on conceptual designs from the 2014 Master Plan
  - » NBA sized court, squash courts, fitness space, childcare and improved customer service area.
  - » **\$22-\$27 million - order of magnitude costing (+/- 30%)**

## AFFORDABLE HOUSING PROJECT

### WHAT USE WOULD YOU LIKE TO SEE FOR THE VACANT LOTS AT CEDAR AND FRONT STREET?



See Graph 17 in the What We Heard Report





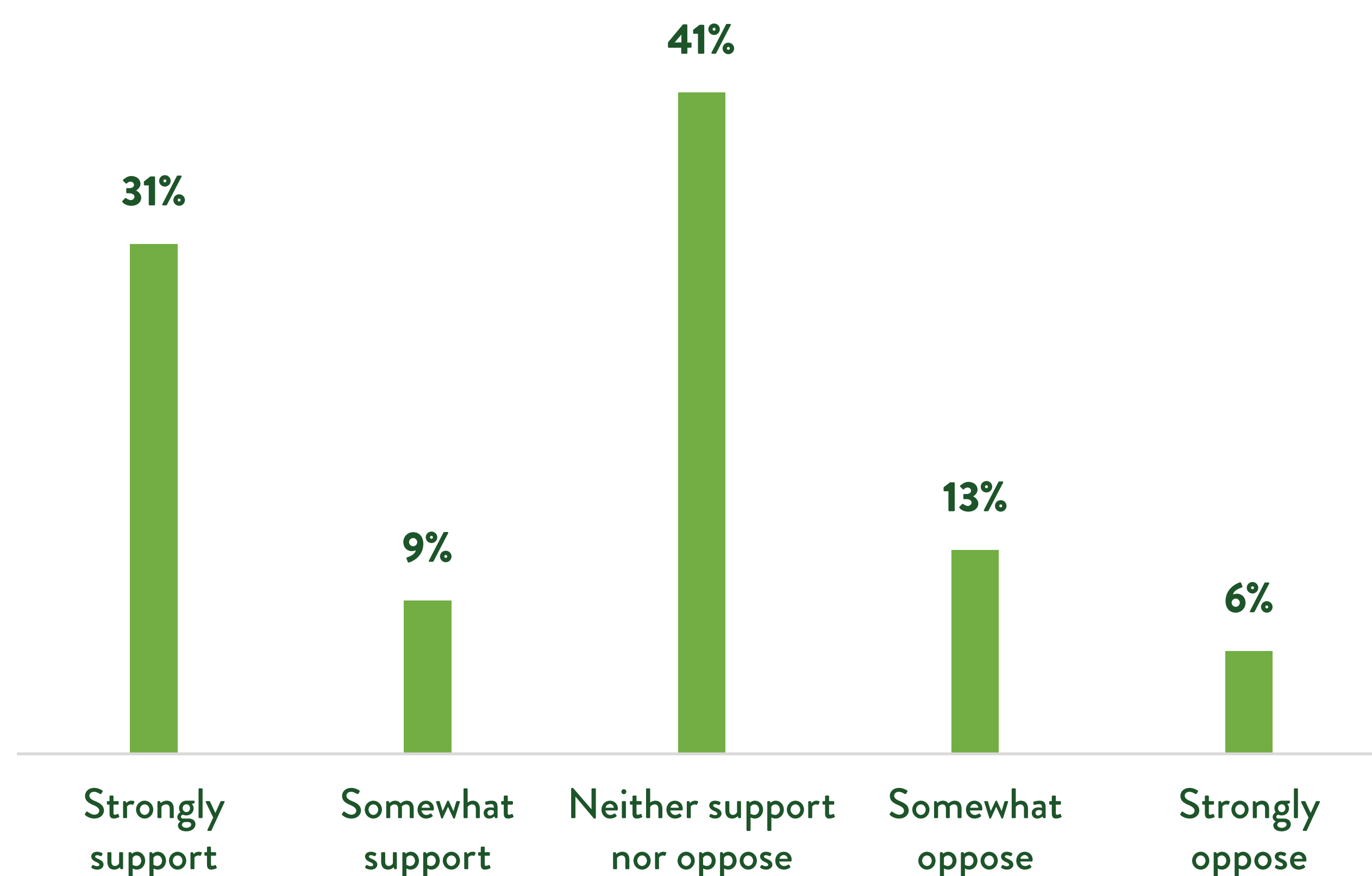
# COMMUNITY ENGAGEMENT FINDINGS – GROUP SURVEY

## WHO PARTICIPATED?

1. BC Senior Games Society  
aka 55 BC Games
2. Discover Circus
3. Glacier Gymnastics
4. Granite Pointe Golf and  
Recreation Society
5. Kootenay Chaos Track and  
Field
6. Kootenay lake rec hockey  
league
7. Kootenay Swim Club
8. Lunch Bucket Hockey
9. LV Rogers Secondary  
Athletics
10. Nelson Badminton Club
11. Nelson Boxing and  
Athletics Club
12. Nelson Civic Theatre  
Society
13. Nelson Curling Club
14. Nelson Hoops Association
15. Nelson Kootenay Lake  
Tourism
16. Nelson Leafs Hockey  
Society
17. Nelson Men's Hockey
18. Nelson Minor Hockey  
Association
19. Nelson Neptune Swim Club
20. Nelson Pickleball Club
21. Nelson Roller Sports
22. Nelson Skating Club
23. Nelson Soccer Association
24. Nelson Tennis Club
25. Nelson Ultimate Frisbee  
Association
26. Nelson Volleyball Club
27. Nelson Women Hockey
28. Nocturne Sound System
29. Performa Dance Co.
30. Selkirk College Athletic  
and Recreation
31. TGIF Hockey Group
32. The Dance Umbrella  
Society
33. Trafalgar Hockey Lle
34. Tuesday noon hockey
35. Whitewater Ski Resort
36. Zone 6 - 55 BC Senior  
Games Society
37. Kootenay Climbing  
Association

## PARTNERSHIPS AND COST

TO WHAT EXTENT WOULD YOU SUPPORT  
AN INCREASE IN USER FEES TO ENSURE  
IMPROVEMENTS / ENHANCEMENTS CAN OCCUR  
TO THE RECREATION CAMPUS?

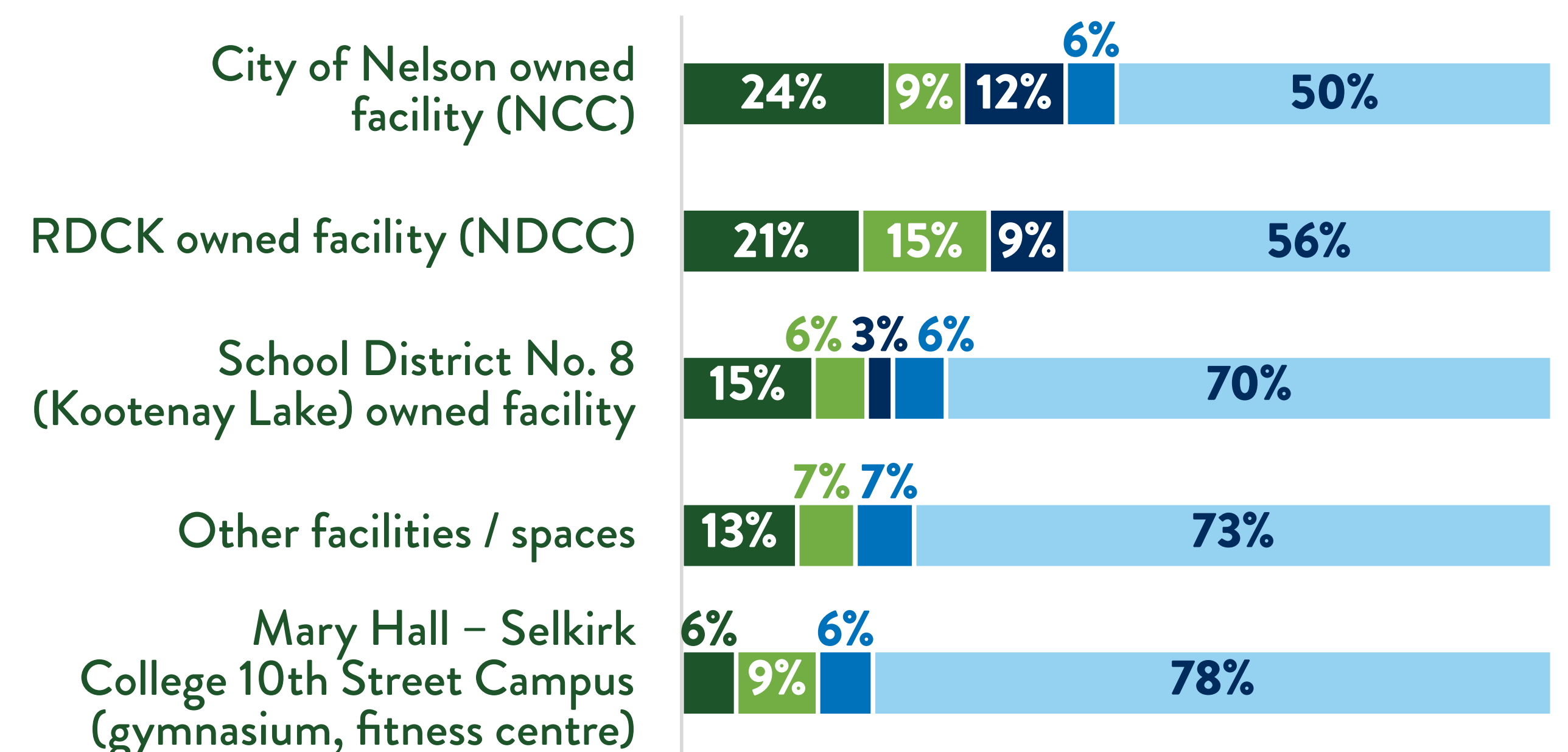


See Graph 27 in the What We Heard Report

## YOUR COMMUNITY RECREATION CAMPUS UTILIZATION

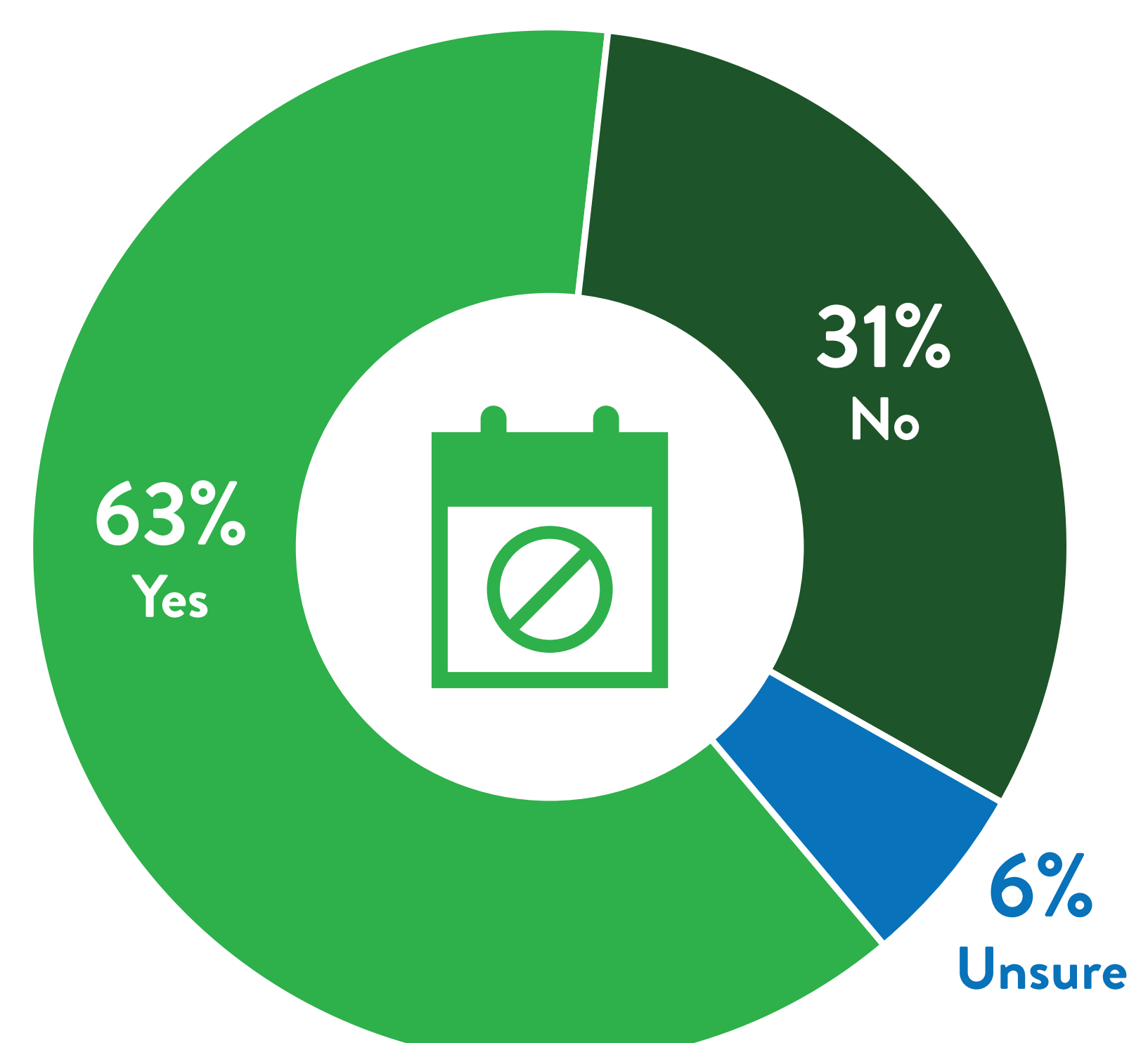
### FREQUENCY OF USE OF VARIOUS OWNED RECREATION FACILITIES

- Daily (3 or more times per week)
- Weekly (1-2 times per week)
- Monthly (1-3 times per month)
- A few times per year or less (less than once per month)
- Generally do not use / visit



See Graph 25 in the What We Heard Report

## WOULD LIKE TO PROGRAM AT THE COMMUNITY RECREATION CAMPUS BUT THERE IS NOT THE SPACE



See Graph 26 in the What We Heard Report





## PHASE 3: A PATH FORWARD

### WHAT DO YOU THINK?

Now that you have reviewed the survey findings from residents and groups in Nelson, Area F, Defined Area E, and Other, please take a moment and share your thoughts.

1. Scan the QR Code to fill out a quick questionnaire.
2. Visit [engage.rdck.ca](https://engage.rdck.ca) to complete a quick questionnaire.



Please submit your response by April 18, 2025 and limit your feedback to a single response.

Thank you for your interest and time. The feedback you provide will be considered by the Nelson & District Recreation Commission as it plans for the future of the Community Recreation Campus.

### WHAT WILL HAPPEN NEXT FOR THE COMMUNITY RECREATION CAMPUS?

- The Nelson & District Recreation Commission along with the City of Nelson will review the findings from engagement activities that the community has participated in – including the feedback gathered from the survey in Phase 3. A final summary report will be prepared.
- Based upon the findings, decisions will be made about a path forward. This varies but could include proceeding with the maintenance of the existing facilities and amenities on the Community Recreation Campus.
- No new facility development will occur based on this engagement project. The Nelson & District Recreation Commission and the City of Nelson could decide, however, to undertake more detailed study of potential enhancements to the Community Recreation Campus.

