



City of
NELSON

A COMMUNITY RECREATION CAMPUS THE HEART OF NELSON, AREAS F & DEFINED E

COMMUNITY REVIEW SYNOPSIS

PHASE 3: A PATH FORWARD

JULY 2025



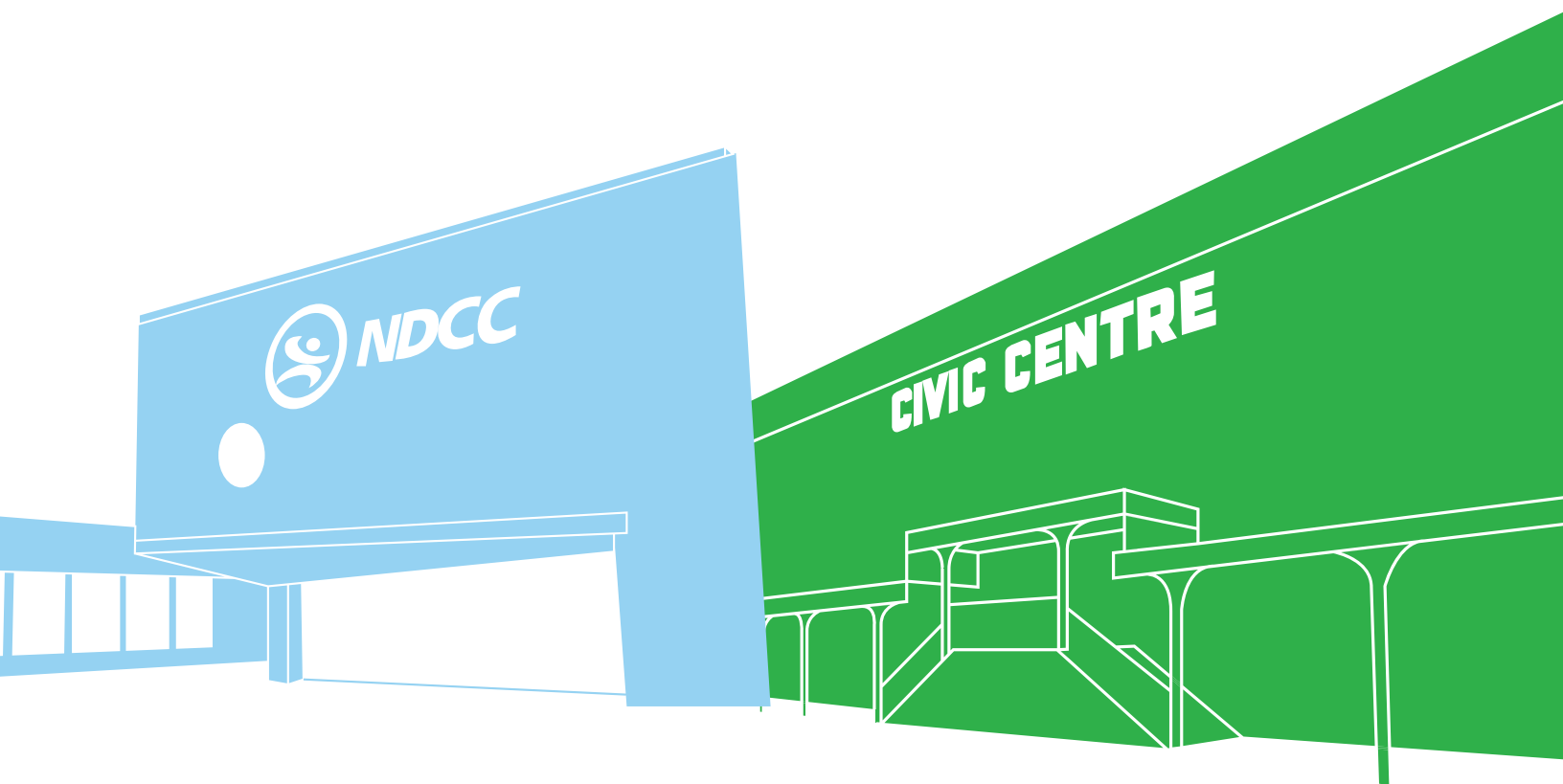


TABLE OF CONTENTS

1.0 Introduction	1
2.0 Process	2
3.0 Findings – Phase 3	3
3.1 About the Respondents.	3
3.2 General Reaction	4
3.3 The Future of the Community Recreation Campus.	7
Appendices	14
Appendix A – Community Meeting Presentation Material.	15
Appendix B – Feedback Form	31

1.0 INTRODUCTION

The Community Recreation Campus is an important regional hub of indoor recreation for residents in the Nelson & District area. Yet there is not a collective vision, between the Regional District of Central Kootenay (RDCK) and City of Nelson, for this campus. The Community Recreation Campus is composed of both City of Nelson owned facilities and amenities and those owned by the RDCK.

With the aging of its facilities, the RDCK and City of Nelson need the community's input on the best recreational uses for the Community Recreation Campus considering its current and potential facilities and amenities. Ultimately, this engagement project will provide information to be used in the development of a shared vision for the Community Recreation Campus.

With this need for community input, the RDCK commissioned a program of engagement to capture the community's perspectives regarding the Community Recreation Campus. The information gathered through this process will be used ultimately by the Nelson & District Recreation Commission and the City of Nelson to inform their decision making about the Campus.

Two surveys were fielded which gathered the perspectives of residents and community organizations regarding the future of the Campus. These surveys were fielded as part of Phase 2: Information Seeking from November 2024 through to January 2025.

To fulfill a commitment to the public, the findings from these two surveys were shared with the community. In late March 2025, two open houses were held during which some of the survey findings were shared using static displays with team members in attendance to answer questions.

- Open House 1- March 25, 2025 at the Prestige Lakeside Resort in Nelson.
- Open House 2 - March 27, 2025 at the Taghum Hall.

A feedback questionnaire was developed for residents to complete. This questionnaire was fielded primarily online although a hard copy form was available at the Nelson & District Community Complex (NDCC). The questionnaire asked respondents whether, in their opinions, the findings reflect their thoughts. Further, it asked respondents to identify their top priority for investment in the Community Recreation Campus should additional funds be available. Finally, respondents were asked what amenity they would like to see offered in a recreation space should the NCARES Affordable Housing project proceed (the project may include 5,000 square foot recreation space).

Refer to the Appendix to see the presentation material and the feedback form. The detail findings of the Phase 2 surveys can be found under a separate cover entitled "Phase 2: Information Seeking - What We Heard Report" dated April 2025.



2.0 PROCESS

As referenced above, the engagement process encompassed three distinct phases each with their own engagement tactics. Phase 1: Project Launch sought to gain an understanding of district residents' opinions regarding the Community Recreation Campus. Community meetings were held and opinions were gathered through Post-It notes at the meetings and through the fielding of a survey.

Phase 2: Information Seeking built upon the information gathered in the previous phase. The tactics employed in Phase 2 included a resident survey and a survey of organized groups and organizations that provide recreation services or have a vested interest in their provision.

The final phase – Phase 3: A Path Forward – included the sharing of findings with the community and their response to those findings.



3.0 FINDINGS – PHASE 3

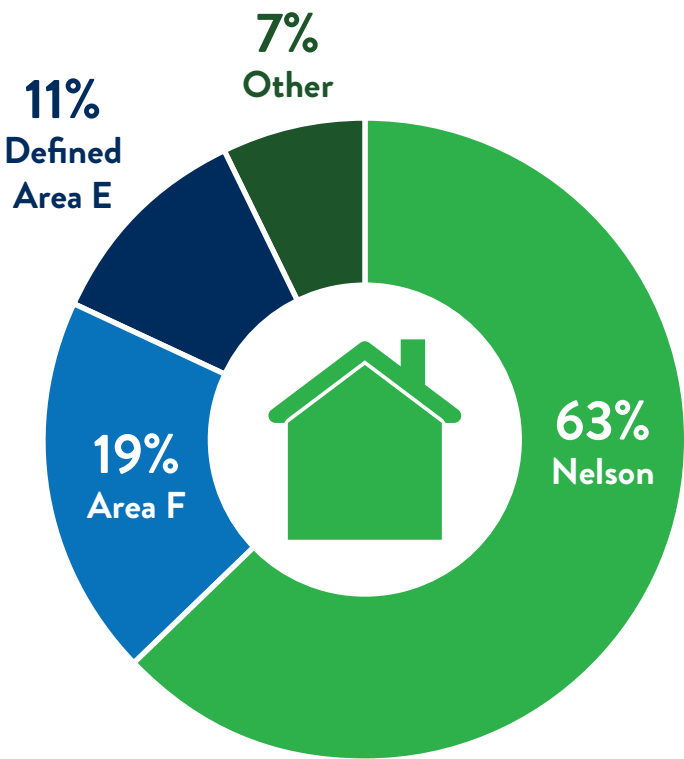
This report presents the findings gathered from the feedback mechanism. From March 25, 2025 through to April 18, 2025, 500 responses¹ were collected from residents in Nelson, Electoral Area F, Defined Electoral Area E, and respondents from other places (including Other Area E). The findings are presented² below according to the residency of respondents.

3.1 ABOUT THE RESPONDENTS

To begin, respondents were asked to identify where they live. As illustrated in the accompanying graph, approximately two-thirds (63%) of respondents live in Nelson.



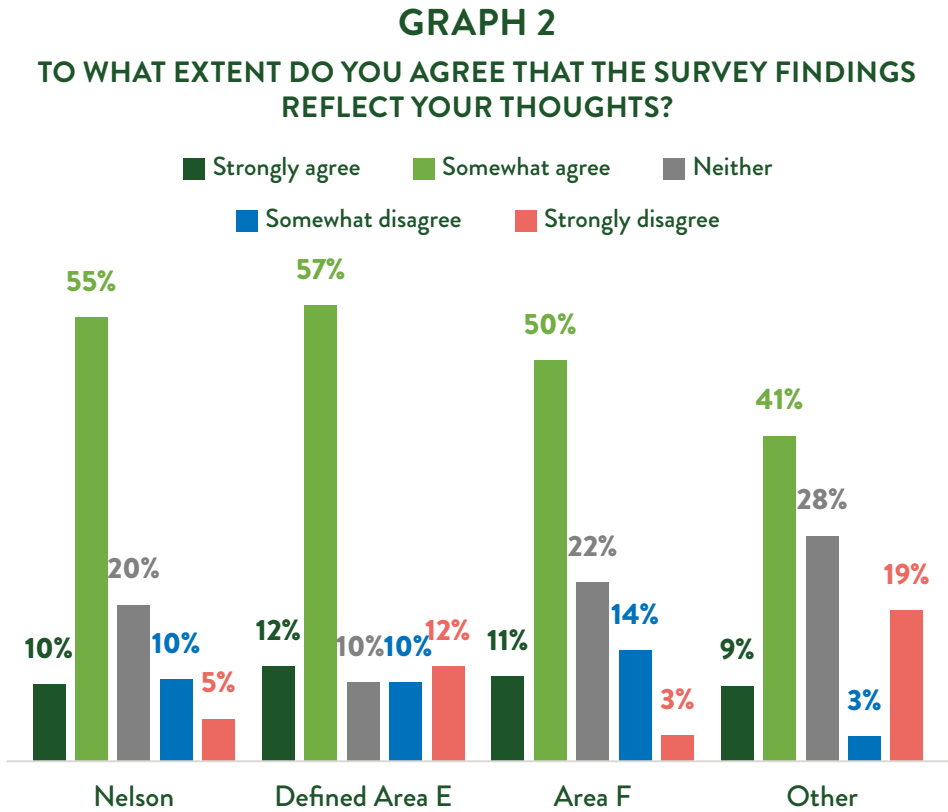
GRAPH 1
WHERE DO YOU LIVE?






1 Not all respondents completed all questions.
2 The numbers included in the write-up refers to the frequency of mentions.




3.2 GENERAL REACTION




After reviewing the findings from the surveys from Phase 2, respondents were asked the extent to which they agree that the survey findings reflect their thoughts. As illustrated in Graph 2, a majority of respondents in each area agreed (strongly and somewhat agree).



Respondents were then able to explain their answers – refer to the following tables with responses presented according to the four separate residencies. The numbers in parentheses indicate the number of mentions.

Nelson Respondents		
		
Strongly and Somewhat Agree	Neither	Strongly or Somewhat Disagree
<ul style="list-style-type: none"> • Need for multipurpose spaces to meet a variety of activity preferences (70 responses) • Space should be dedicated to recreation, not affordable housing (30) • Concerns that that the survey questions might have been skewed to highlight the importance of affordable housing at the expense of recreation (18) • Need for better community engagement and more transparent decision-making processes regarding the development of facilities (12) • Need for parking to be addressed (6) 	<ul style="list-style-type: none"> • More diverse recreation offerings (9 responses). • Concerns about the survey and engagement process (8) • Concerns about integrating affordable housing into recreation spaces (6) • Development of a long-term vision for recreation in Nelson (4) • Concerns about underutilization of existing spaces (3) 	<ul style="list-style-type: none"> • Affordable housing is a basic need (17 responses) • Housing could be located elsewhere (15) • Recreation supports high quality of life and needed within the community (15) • Concerns about the survey and engagement process (11) • Concerns about facility management and operations (5) • Tax concerns (5)

Defined Area E Respondents		
		
Strongly and Somewhat Agree	Neither	Strongly or Somewhat Disagree
<ul style="list-style-type: none"> • Housing is not a mandate of RDCK; housing should not be on the site (7 responses) • Need for expanded / improved indoor recreation space / need more space for groups (4) • Recreation services are integral to the community (3) • Tax funds should be allocated to renovation and upgrades (2) 	<ul style="list-style-type: none"> • No comments with multiple mentions 	<ul style="list-style-type: none"> • An expansion of recreation spaces / amenities is needed to support a growing community and its varied needs (2 comments) • Do not support an increase in taxes (2) • Affordable housing needs to be more of a priority (2)

Area F Respondents		
		
Strongly and Somewhat Agree	Neither	Strongly or Somewhat Disagree
<ul style="list-style-type: none"> • Housing is not a mandate of RDCK; housing should not be on the site (13 responses) • Need for expanded / improved indoor recreation space / need more space for groups (5) • Housing is needed and the partnership is a good idea (3) • Recreation services are integral to the community (3) • The housing project will bring with it an addition to the NDCC at little cost (2) • Civic centre is underused and the spaces could be used for other activities (2) 	<ul style="list-style-type: none"> • The answers across the survey are varied; no broad summary (3 comments) • The campus land should be used for sport / recreation (2) 	<ul style="list-style-type: none"> • An expansion of recreation spaces / amenities is needed to support a growing community and its varied needs (2 comments)

Other Respondents		
		
Strongly and Somewhat Agree	Neither	Strongly or Somewhat Disagree
<ul style="list-style-type: none"> • Need for expanded / improved indoor recreation space / need more space for groups (4) • Recreation services are integral to the community (3) • Housing should not be on the site (2 responses) 	<ul style="list-style-type: none"> • No comments with multiple mentions 	<ul style="list-style-type: none"> • No comments with multiple mentions

3.3 THE FUTURE OF THE COMMUNITY RECREATION CAMPUS

From the findings in the resident survey, a majority of respondents (73% - 86%) from the City of Nelson, Area F, and Defined Area E stated they would be willing to increase their annual taxation (or were unsure) to fund facility enhancements or new development on the Community Recreation Campus.

Of this segment, (73%-86%) approximately three-quarters said they would be willing to pay between \$25-\$99 in additional residential taxation a year. Considering this financial range, additional funding that could be generated annually for Service S226 (Nelson, Area F, Defined Area E) could be between \$344,000 and \$1.36 million. For the City of Nelson only, the additional annual funding could be between \$195,000 and \$775,000.

In this review phase, respondents were next asked, should additional funds be available that could be dedicated to the Community Recreation Campus, what would be their top priority for where those funds should be allocated. As illustrated in Graph 3, there is direction to make improvements to the recreation campus from the majority of respondents in all areas. A minority (one-quarter and less) identified maintenance only, while all others identified enhancements to existing, repurposing existing or even developing new. The single largest segment in each area supported the development of some new facilities and amenities.

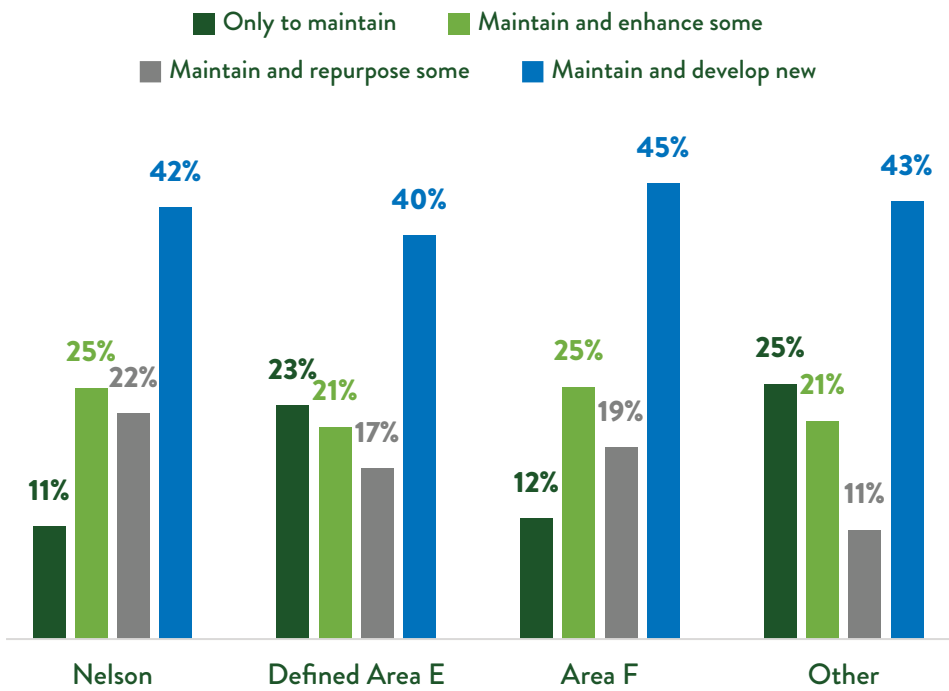
Maintain only – investment would be used to keep the facilities and amenities open and operational with little improvement beyond what is necessary.

Maintain and enhance – enhancing a facility or amenity means making changes to the existing space to improve the experience of uses. It is beyond only maintaining the building.




































Maintain and repurpose – repurposing a facility or amenity means making changes to that space can be used for different activities and purposes.

Maintain and develop new – develop new facilities or amenities that are not already at the Community Recreation Campus.



































GRAPH 3
TOP PRIORITY FOR ALLOCATING FUNDS
(IF THEY BECOME AVAILABLE)






























Respondents who said their top priority is “**maintain only**” were able to identify their top three choices for those facilities and amenities that should receive maintenance funding. These choices are noted in the table below. (The numbers in parentheses refer to the number of respondents who selected it as one of their top three choices. Facilities and amenities that were not selected by respondents are not included in the table.)

MAINTAIN ONLY – Funding Priorities			
Nelson	Defined Area E	Area F	Other
 NDCC Arena (16)	 NDCC Aquatic Centre (6)	 NDCC Aquatic Centre (7)	 Civic Arena (4)
 NDCC Aquatic Centre (15)	 Curling Rink (6)	 NDCC Fitness Centre (6)	 Civic Theatre (3)
 Civic Arena (15)	 NDCC Fitness Centre (4)	 NDCC Arena (6)	 NDCC Aquatic Centre (2)
 NDCC Fitness Centre (13)	 Civic Theatre (4)	 Civic Theatre (4)	 Curling Rink (2)
 Curling Rink (13)	 NDCC Arena (3)	 Indoor Soccer (4)	 Civic Centre (1)
 Civic Theatre (12)	 Civic Centre Gymnasium (3)	 Curling Rink (4)	 NDCC Fitness Centre (1)
 Indoor Soccer (11)	 Civic Arena (2)	 Civic Arena (2)	 NDCC Arena (1)
 Civic Centre Gymnasium (9)	 Indoor Soccer (1)	 Civic Centre Gymnasium (1)	 Civic Centre Gymnasium (1)
 Civic Centre Dance Studio (3)			 Civic Centre Dance Studio (1)
			 Indoor Soccer (1)

Respondents who said their top priority is “**maintain existing and enhance some of them**” were able to identify their top three choices for those facilities and amenities that they would like to see enhanced. These choices are noted in the table below. (The numbers in parentheses refer to the number of respondents who selected it as one of their top three choices. Facilities and amenities that were not selected by respondents are not included in the table.)

ENHANCE – Funding Priorities			
Nelson	Defined Area E	Area F	Other
 NDCC Fitness Centre (31)	 NDCC Fitness Centre (5)	 Curling Rink (9)	 NDCC Aquatic Centre (4)
 Civic Theatre (30)	 Curling Rink (4)	 NDCC Fitness Centre (8)	 NDCC Fitness Centre (3)
 Indoor Soccer (26)	 NDCC Aquatic Centre (3)	 NDCC Aquatic Centre (6)	 NDCC Arena (3)
 NDCC Aquatic Centre (22)	 Civic Arena (3)	 Indoor Soccer (6)	 Civic Theatre (2)
 Curling Rink (19)	 Civic Theatre (3)	 Civic Theatre (5)	 Curling Rink (2)
 Civic Arena (15)	 Indoor Soccer (3)	 NDCC Arena (4)	 Civic Arena (1)
 Civic Centre Gymnasium (9)	 NDCC Arena (2)	 Civic Arena (4)	 Indoor Soccer (1)
 NDCC Arena (7)	 Civic Centre (1)	 Civic Centre Gymnasium (3)	
 Civic Centre (3)	 Civic Centre Gymnasium(1)		
 Civic Centre Dance Studio(1)			

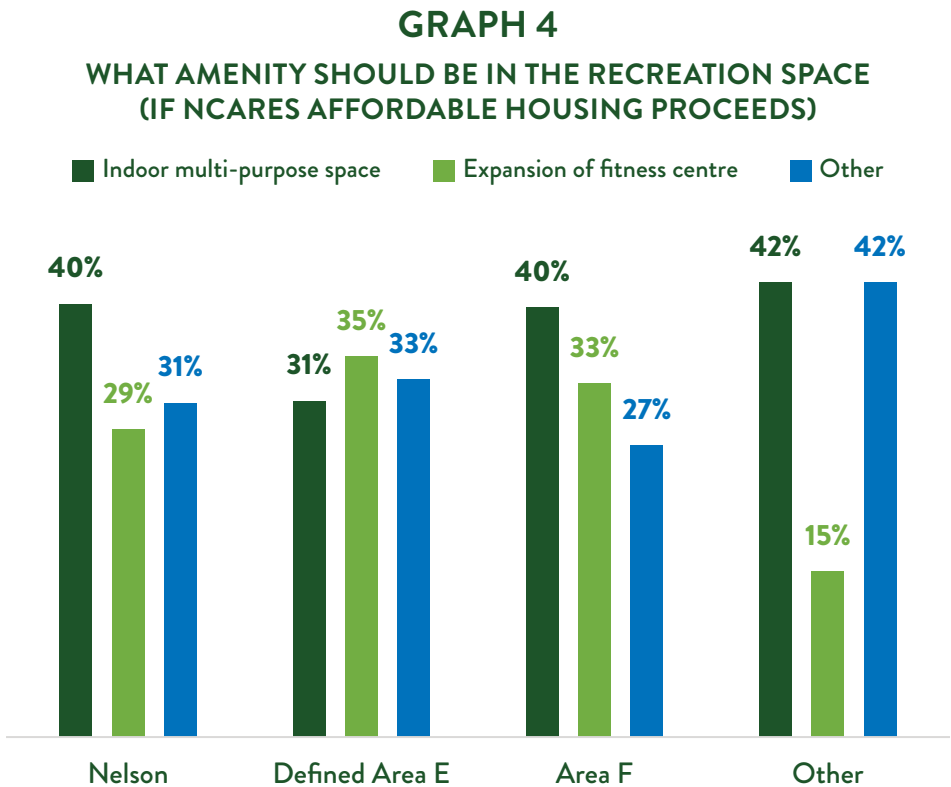
Respondents who said their top priority is “**maintain existing and repurpose some of them**” were able to identify their top three choices for those facilities and amenities that they would like to see repurposed. These choices are noted in the table below. (The numbers in parentheses refer to the number of respondents who selected it as one of their top three choices. Facilities and amenities that were not selected by respondents are not included in the table.)

REPURPOSE – Funding Priorities			
Nelson	Defined Area E	Area F	Other
 Curling Rink (38)	 NDCC Fitness Centre (4)	 Curling Rink (11)	 Civic Centre (2)
 Civic Arena (22)	 Curling Rink (4)	 Civic Centre Gymnasium (7)	 NDCC Aquatic Centre (1)
 Civic Centre Gymnasium (18)	 Civic Arena (3)	 Civic Centre Dance Studio (7)	 NDCC Fitness Centre (1)
 Indoor Soccer (15)	 NDCC Aquatic Centre (1)	 Indoor Soccer (5)	 Civic Arena (1)
 Civic Centre Dance Studio (12)	 Civic Centre Gymnasium (1)	 Civic Arena (4)	 Curling Rink(1)
 Civic Centre (6)	 Indoor Soccer (1)	 NDCC Aquatic Centre (1)	
 NDCC Aquatic Centre (5)		 NDCC Arena (1)	
 NDCC Fitness Centre (5)			
 NDCC Arena (5)			





















Respondents who said their top priority is “**maintain existing and develop new facilities**” were able to identify their top three choices for activities that they would like to do in a new facility. The most frequently mentioned activities are noted in the table below. (The numbers in parentheses refer to the number of respondents who selected it as one of their top three choices.

NEW-ACTIVITIES WOULD LIKE TO DO – Funding Priorities			
Nelson	Defined Area E	Area F	Other
 Gym (27 mentions)	 Fitness – classes, yoga, spin (5 mentions)	 Fitness – classes, yoga, spin (13 mentions)	 Fitness – classes, yoga, spin (4 mentions)
 Volleyball (27)		 Basketball (8)	 Climbing / bouldering (3)
 Basketball (26)	 Basketball (4)	 Running / walking (8)	
 Soccer / sport field (23)	 Climbing / bouldering (4)	 Weight lifting / strength training (7)	 Running / walking (3)
 Pickleball (22)	 Running / walking (3)	 Pickleball (8)	 Basketball (2)
 Recreation programming / classes (22)	 Weight lifting / strength training (3)	 Indoor soccer (5)	 Recreation programming (need multipurpose rooms) (2)
 Curling (21)	 Badminton (3)	 Curling (5)	
 Fitness (18)		 Swimming, competitive swimming (4)	 Swimming (2)
 Badminton (10)		 Arena sports / activities (4)	
 Tennis (10)		 Badminton (3)	
 Hockey (9)		 Volleyball (3)	
 Running (7)		 Indoor tennis (3)	
 Squash (7)		 Squash / racquetball (3)	
 Arts programming / classes (6)		 Art classes (3)	
 Bowling (5)		 Dance (3)	
 Dance (5)		 Recreation programming (need multipurpose rooms) (3)	

Respondents were asked one final question. If the proposed NCARES Affordable Housing projects were to proceed and include a 5,000 square foot recreation space, respondents were asked what amenity they would like to see offered in the space. As illustrated in Graph 4, no single option was the clear choice.



Respondents who selected “Other” where able to specify the amenity. These are presented in the following table. (As can be seen, some respondents used the open text response to comment on the housing project rather than identify a specific amenity in response to the question.)

“Other” – Amenity to Include in the Recreation Space			
Nelson	Defined Area E	Area F	Other
 Do not support housing project onsite (24 mentions)	 Do not support housing project onsite (7 mentions)	 Do not support housing project onsite (5 mentions)	 Do not support housing project (5 mentions)
 Importance of recreation space (11)	 No new taxes (2)	 Child care (3)	 Green space / garden (2)
 Fitness spaces (6)		 Pickleball courts (2)	
 Gymnasium (5)		 Inadequate size space (2)	
 Pickleball courts (5)		 Green space / garden (2)	
 Tennis courts (5)			
 Soccer / sport field (5)			
 Volleyball (5)			
 Childcare (4)			
 Curling (4)			
 Basketball (3)			

APPENDICES



APPENDIX A – COMMUNITY MEETING PRESENTATION MATERIAL



A COMMUNITY RECREATION CAMPUS
THE HEART OF NELSON, AREAS F & DEFINED E

City of
NELSON



1



PHASE 3: A PATH FORWARD

WELCOME

Please review the panels and share your reaction and thoughts at the end. You can provide your comments online at engage.rdck.ca or by scanning the QR code.



PROJECT PURPOSE

The Nelson & District Recreation Commission sought the public's input as a vision for the Community Recreation Campus is developed. This includes:

- Identifying the facilities and amenities that should comprise the Campus; and
- Identifying the recreation activities that should be accommodated on the Campus.

RECREATION COMMISSION

- Keith Page
- Janice Morrison
- Kate Tait
- Cheryl Graham
- Tom Newell

PROJECT PROCESS

WE ARE HERE



**PHASE 1:
PROJECT LAUNCH**
November

- 4 community meetings held November 5 (Taghum), November 6 (Nelson), November 7 (School Des Sentiers-Alphins, November 28 (Nelson)
- Attendees provided comment through post-it notes
- Preliminary input gathered (survey) November 5-25



**PHASE 2:
INFORMATION SEEKING**
November - January

Community input including:

- Resident survey - 2,035 responses
- Community group survey - 37 responses



**PHASE 3:
A PATH FORWARD**
March - April

- Share engagement findings with the community
- Gather community reaction to the findings



A COMMUNITY RECREATION CAMPUS THE HEART OF NELSON, AREAS F & DEFINED E

City of
NELSON



2



THE COMMUNITY RECREATION CAMPUS



PROPOSED NELSON
CARES AFFORDABLE
HOUSING PROJECT

NELSON CIVIC CENTRE

(owned by the City of Nelson)

• Includes:

1. Civic Arena (operated by RDCK)
2. Indoor Soccer Facility (leased to Nelson Soccer Association)
3. Movie Theatre (leased to Nelson Civic Theatre Society)
4. Gymnasium (leased to Glacier Gymnastics)
5. Dance studio (leased to Dance Umbrella)
6. Seniors Centre
7. Nelson Curling Rink & Lounge (owned by the City of Nelson but leased to the Nelson Curling Club)
8. Empty Lot (824 Front Street)



NELSON & DISTRICT COMMUNITY COMPLEX

(owned by the RDCK)

• Includes:

- | | |
|----------------------|----------------------------------|
| 9. Aquatic centre | 12. Multipurpose rooms |
| 10. NDCC Arena | 13. Empty Lot (824 Front Street) |
| 11. Fitness facility | |



A COMMUNITY RECREATION CAMPUS THE HEART OF NELSON, AREAS F & DEFINED E

City of
NELSON



3



PAYING FOR THE COMMUNITY RECREATION CAMPUS

2024 ANNUAL TAXATION FOR THE FACILITIES / AMENITIES ON THE COMMUNITY RECREATION CAMPUS FOR HOUSEHOLDS IN NELSON, AREA E, AND AREA F

(This is current taxation – these figures are not new rates of taxation.)

Community Recreation Campus Facilities / Amenities	2024 Annual Taxation for residents with a property assessed at \$500,000 who live in: • Nelson.	2024 Annual Taxation for residents with a property assessed at \$500,000 who live in: • Area F • Defined Area E » Mountain Station » Granite Road » Blewett » Bealby / Horkicks » Rural Nelson as far south as Cottonwood Lake	2024 Annual Taxation for residents with a property assessed at \$500,000 who live in: • Other Area E » Harrop » Longbeach » Balfour » Queens Bay » Procter » Sunshine Bay
Nelson & District Community Complex • Aquatic centre • Arena • Fitness facility • Multipurpose rooms	\$268.10	\$268.10	\$0* (do not pay for these services)
Nelson Civic Centre • Civic Arena • Indoor Soccer Facility • Movie Theatre • Gymnasium • Dance Studio • Nelson Curling Rink	\$37.00	\$0** (do not pay for these services)	\$0** (do not pay for these services)
Total (Annual) Taxation For Community Recreation Campus Facilities	\$305.10	\$268.10	\$0

*This portion of Area E is not part of Service S226 so does not pay for these services as part of their taxes. Any user fees however are paid for by all users regardless of where they live.

**Only City of Nelson households pay for Nelson Civic Centre spaces, curling rink and indoor soccer facility as part of their taxation. Any user fees however are paid for by all users regardless of where they live.

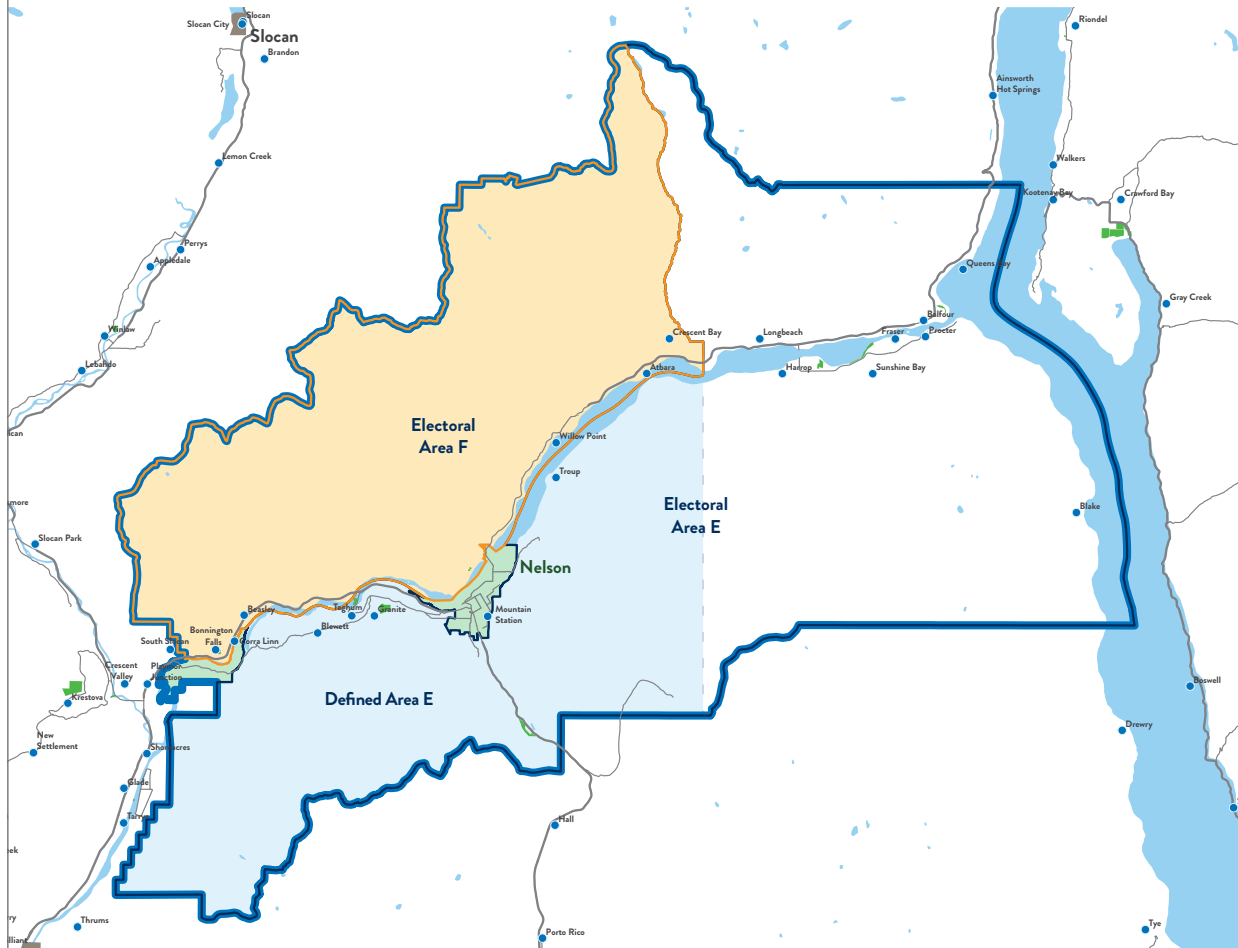


A COMMUNITY RECREATION CAMPUS THE HEART OF NELSON, AREAS F & DEFINED E

City of
NELSON

4

PLANNING AREA





A COMMUNITY RECREATION CAMPUS THE HEART OF NELSON, AREAS F & DEFINED E

City of
NELSON

5

COMMUNITY ENGAGEMENT FINDINGS – RESIDENT SURVEY

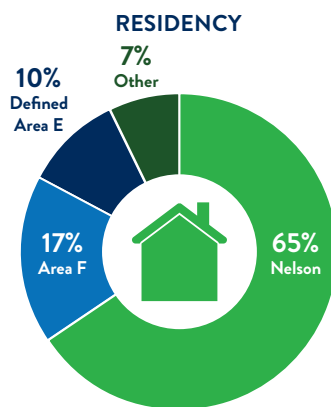
Some of the findings from the resident survey are presented in the following infographics. For comprehensive findings, please refer to the “What We Heard Report” for Phase 2: Information Seeking at engage.rdck.ca.

ABOUT YOU



2,035

Respondents



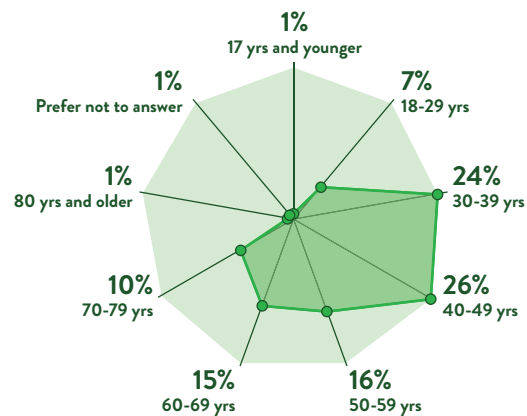
2021 CENSUS

City of Nelson 58%

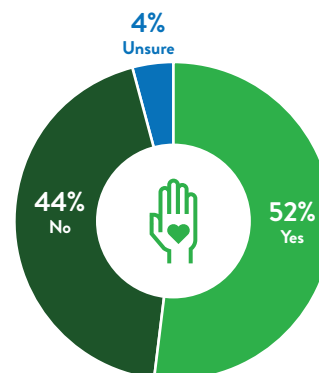
Area F 22%

Area E 20%

IN WHICH AGE CATEGORY DO YOU FALL?



ARE YOU AN ACTIVE MEMBER OR VOLUNTEER OF A RECREATION CLUB OR ORGANIZED GROUP?





A COMMUNITY RECREATION CAMPUS THE HEART OF NELSON, AREAS F & DEFINED E

City of
NELSON

6

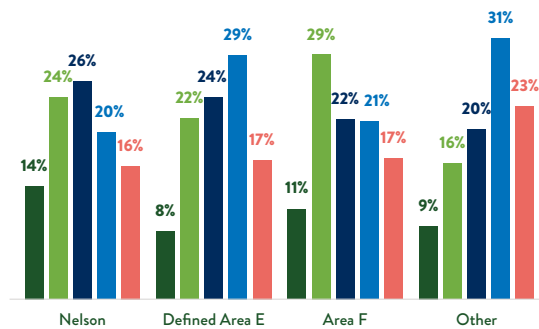
YOUR COMMUNITY RECREATION CAMPUS UTILIZATION

NELSON & DISTRICT COMMUNITY COMPLEX

HOW FREQUENTLY DO YOU USE THE AQUATIC AREAS IN A TYPICAL YEAR?

(NDCC)

- Daily (3 or more times per week)
- Weekly (1-2 times per week)
- Monthly (1-3 times per month)
- A few times per year or less (less than once per month)
- Generally do not use / visit

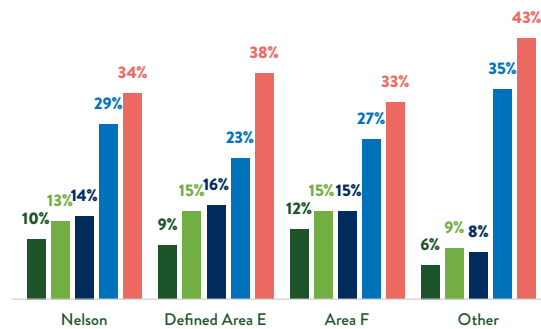


See Graph 1 in the What We Heard Report

HOW FREQUENTLY DO YOU USE THE ARENA IN A TYPICAL YEAR?

(NDCC)

- Daily (3 or more times per week)
- Weekly (1-2 times per week)
- Monthly (1-3 times per month)
- A few times per year or less (less than once per month)
- Generally do not use / visit

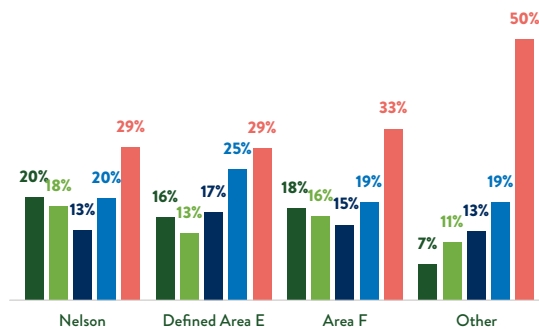


See Graph 2 in the What We Heard Report

HOW FREQUENTLY DO YOU USE THE FITNESS CENTRE IN A TYPICAL YEAR?

(NDCC)

- Daily (3 or more times per week)
- Weekly (1-2 times per week)
- Monthly (1-3 times per month)
- A few times per year or less (less than once per month)
- Generally do not use / visit

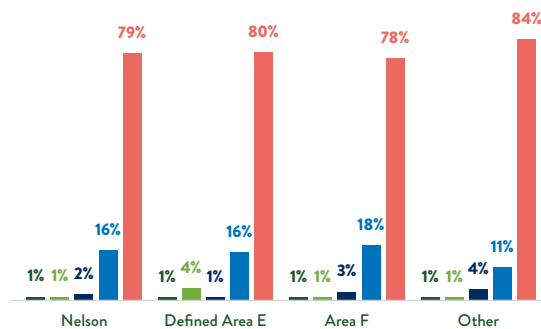


See Graph 3 in the What We Heard Report

HOW FREQUENTLY DO YOU USE THE MEETING ROOMS IN A TYPICAL YEAR?

(NDCC)

- Daily (3 or more times per week)
- Weekly (1-2 times per week)
- Monthly (1-3 times per month)
- A few times per year or less (less than once per month)
- Generally do not use / visit



See Graph 4 in the What We Heard Report



A COMMUNITY RECREATION CAMPUS THE HEART OF NELSON, AREAS F & DEFINED E

City of
NELSON

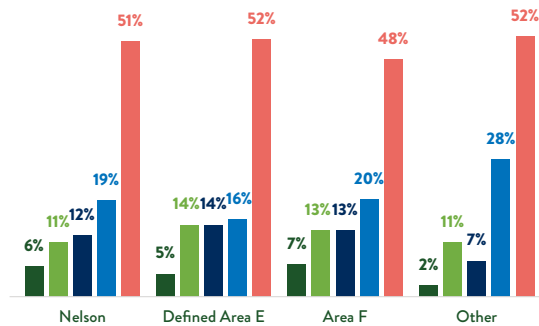
7

YOUR COMMUNITY RECREATION CAMPUS UTILIZATION

NELSON CIVIC CENTRE

HOW FREQUENTLY DO YOU USE THE **CIVIC ARENA** IN A TYPICAL YEAR - IF IT WAS OPEN?
(NCC)

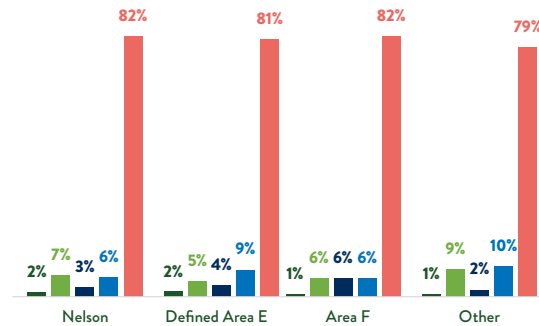
- Daily (3 or more times per week)
- Weekly (1-2 times per week)
- Monthly (1-3 times per month)
- A few times per year or less (less than once per month)
- Generally do not use / visit



See Graph 5 in the What We Heard Report

HOW FREQUENTLY DO YOU USE THE **DANCE STUDIO** IN A TYPICAL YEAR - IF IT WAS OPEN?
(NCC)

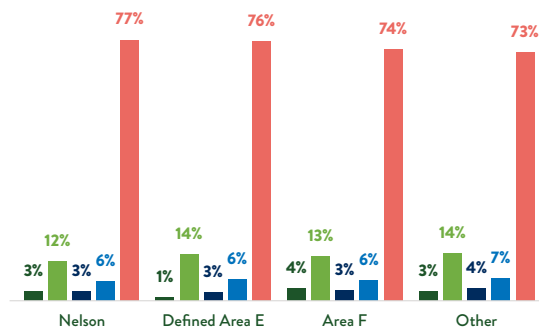
- Daily (3 or more times per week)
- Weekly (1-2 times per week)
- Monthly (1-3 times per month)
- A few times per year or less (less than once per month)
- Generally do not use / visit



See Graph 6 in the What We Heard Report

HOW FREQUENTLY DO YOU USE THE **GYMNASIUM** IN A TYPICAL YEAR - IF IT WAS OPEN?
(NCC)

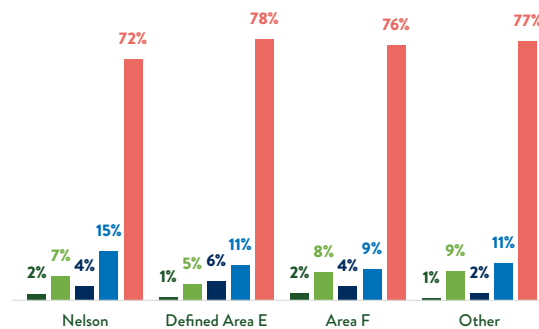
- Daily (3 or more times per week)
- Weekly (1-2 times per week)
- Monthly (1-3 times per month)
- A few times per year or less (less than once per month)
- Generally do not use / visit



See Graph 7 in the What We Heard Report

HOW FREQUENTLY DO YOU USE THE **NELSON CURLING RINK** IN A TYPICAL YEAR - IF IT WAS OPEN?
(NCC)

- Daily (3 or more times per week)
- Weekly (1-2 times per week)
- Monthly (1-3 times per month)
- A few times per year or less (less than once per month)
- Generally do not use / visit



See Graph 8 in the What We Heard Report



A COMMUNITY RECREATION CAMPUS THE HEART OF NELSON, AREAS F & DEFINED E

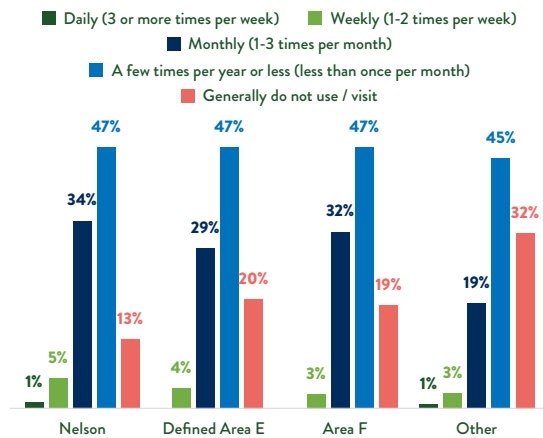
City of
NELSON

8

YOUR COMMUNITY RECREATION CAMPUS UTILIZATION

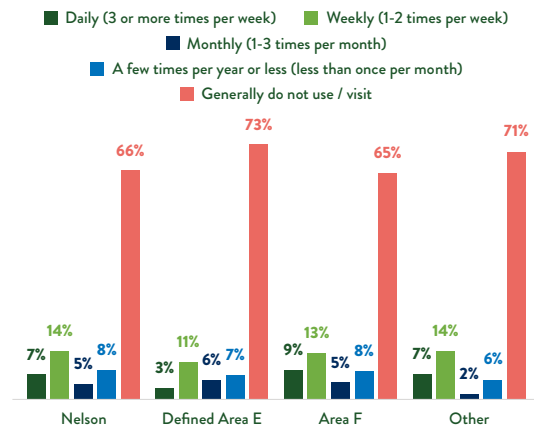
NELSON CIVIC CENTRE

HOW FREQUENTLY DO YOU USE THE THEATRE IN
A TYPICAL YEAR - IF IT WAS OPEN?
(NCC)



See Graph 9 in the What We Heard Report

HOW FREQUENTLY DO YOU USE THE
INDOOR SOCCER FACILITY IN A TYPICAL
YEAR - IF IT WAS OPEN?
(NCC)



See Graph 10 in the What We Heard Report





A COMMUNITY RECREATION CAMPUS THE HEART OF NELSON, AREAS F & DEFINED E

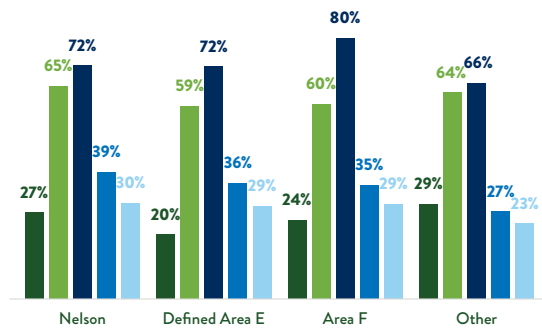
City of
NELSON

9

A FUTURE FOR THE COMMUNITY RECREATION CAMPUS

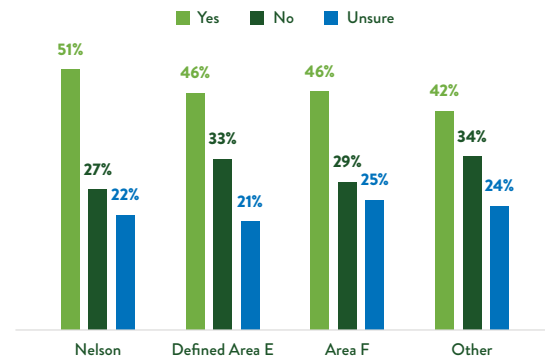
WHAT FACILITIES DO YOU USE WHEN PARTICIPATING IN INDOOR RECREATION ACTIVITIES?

■ School District No. 8 Owned ■ City of Nelson Owned
■ RDCK Owned ■ Mary Hall - Selkirk College Owned
■ Other Facilities / Spaces



See Graph 11 in the What We Heard Report

ARE THERE INDOOR REC ACTIVITIES THAT YOU'D LIKE TO DO AT THE RECREATION CAMPUS BUT CAN'T BECAUSE THE SPACE IS UNAVAILABLE OR DOESN'T EXIST?



See Graph 12 in the What We Heard Report

ACTIVITIES IN WHICH YOU WOULD LIKE TO PARTICIPATE IN AT THE RECREATION CAMPUS BUT ARE UNABLE TO DUE TO LACK OF AVAILABILITY IN EXISTING SPACES OR THE SPACE DOES NOT EXIST (MOST FREQUENTLY MENTIONED ACTIVITIES LISTED WITH MOST MENTIONS AT THE TOP)

Nelson	Defined Area E	Area F	Other
Curling (106 mentions)	Climbing (11 mentions)	Pickleball (27 mentions)	Curling (12 mentions)
Pickleball (93)	Dance (7)	Curling (25)	Gymnastics (7)
Climbing (69)	Pickleball (7)	Soccer (19)	Pickleball (6)
Tennis (62)	Curling (6)	Basketball (16)	Concert / music venue (6)
Basketball (60)	Skating (6)	Climbing (15)	Soccer (6)
Dance (45)	Hockey (5)	Hockey (12)	Gym / fitness (5)
Soccer (42)	Basketball (4)	Tennis (12)	Basketball (4)
Bowling (34)	Squash (4)		Hockey (3)
Squash (33)			Climbing (3)
Hockey (33)			Yoga (2)
Badminton (26)			
Volleyball (25)			
Gymnastics (24)			
Skating (23)			



A COMMUNITY RECREATION CAMPUS THE HEART OF NELSON, AREAS F & DEFINED E

City of
NELSON

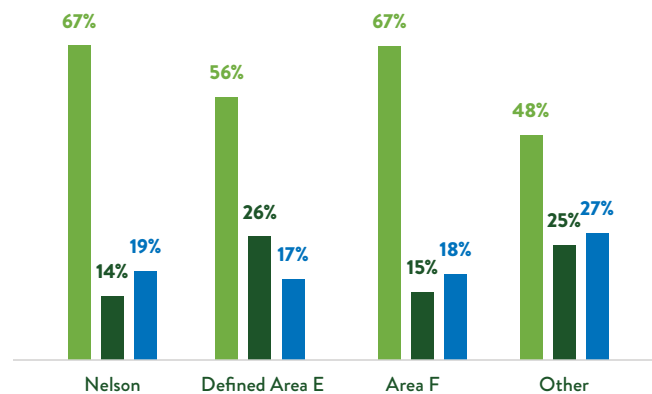
10

POTENTIAL COSTING AND TAXATION IMPACTS

WOULD YOU CONSIDER PAYING ADDITIONAL PROPERTY TAXES TO
FUND FACILITY ENHANCEMENTS OR NEW DEVELOPMENT ON THE
RECREATION CAMPUS?

■ Yes ■ No ■ Unsure

73%-86%
of respondents are
willing to pay additional
property taxes or are
willing to consider it.



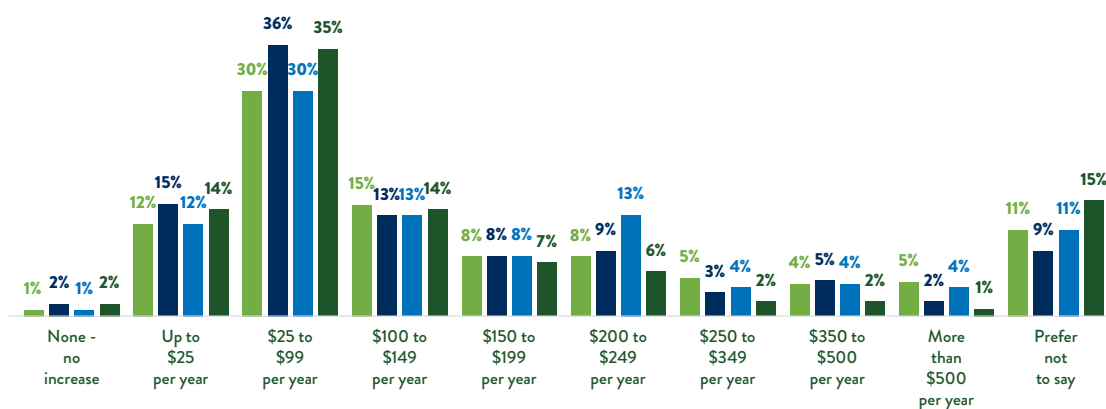
See Graph 13 in the What We Heard Report

Approximately three-quarters of respondents from Nelson, Defined Area E, and Area F are willing to pay at least **\$25-\$99 PER YEAR** in additional property taxes to fund enhancements or new development.

HOW MUCH ANNUALLY WOULD YOU SUPPORT PAYING ADDITIONALLY, DEPENDING UPON THE
SPECIFIC PROJECT?

(“YES” AND “UNSURE” RESPONDENTS)

■ Nelson ■ Defined Area E ■ Area F ■ Other



See Graph 14 in the What We Heard Report



HOW MUCH COULD THAT POTENTIAL LEVEL OF TAXATION INCREASE GENERATE (RDCK S226)?

As illustrated in the graph on panel 10, approximately three-quarters of respondents in Nelson, Defined Area E, and Area F who are willing to consider additional property taxes are also willing to pay at least \$25-\$99 per year in additional property taxes to fund enhancements or new development.

The table below, shows the amount of additional funding per year that can be generated for Service 226 by a residential tax increase of \$25 and \$99 (the low and high point of the category) and \$62 (the midpoint). The table also includes the proportional increase in commercial taxation.

It is assumed that respondents who said they would be willing to pay \$100 to \$500+ per year would be willing to pay \$25-\$99.

THIS TABLE IS PROVIDED ONLY TO ILLUSTRATE THE AMOUNT OF FUNDS THAT COULD BE GENERATED BY DIFFERENT LEVELS OF TAXATION INCREASES.

Service S226	Taxation Increase based upon a \$500,000 property assessment	Funding per year	Current Maximum Principal – Borrowing for 20 years @ 3.75%	Current Maximum Principal – Borrowing for 25 years @ 3.75%
Nelson, Defined Area E, Area F	Residential \$25 Commercial \$61	\$344,000	\$4,720,000	\$5,445,000
	Residential \$62 Commercial \$152	\$852,000	\$11,690,000	\$13,486,000
	Residential \$99 Commercial \$243	\$1,360,000	\$18,665,000	\$21,528,000

These columns show the size of the loan that could be funded for each of the different levels of increased taxation.



A COMMUNITY RECREATION CAMPUS THE HEART OF NELSON, AREAS F & DEFINED E

City of
NELSON



12

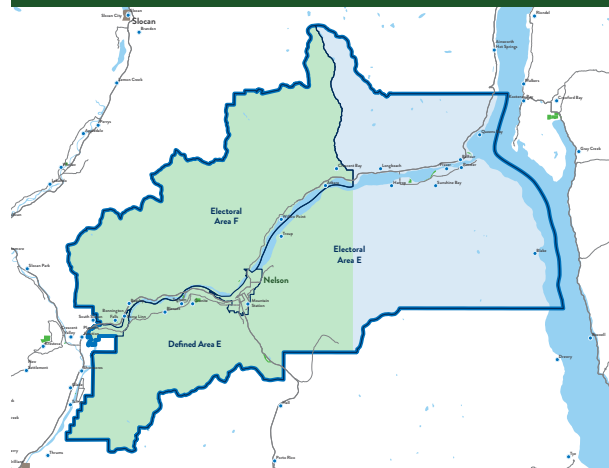


WHAT IS SERVICE S226?

RDCK TAXATION - COMMUNITY RECREATION CAMPUS

- In 2003 Bylaw No. 1623 was established for the purpose of providing recreational and leisure programming services, and the maintenance and operations of community facilities used for recreation. This Bylaw created service S226.
- The service may include, but is not limited, to the following powers and authorities:
 - » To own, lease, operate or provide ongoing funding for the facilities and amenities included in the Nelson and Area Recreation Facilities Service.
 - » To acquire or develop new community facilities and amenities for recreational and leisure purposes.
 - » To provide recreational and leisure programming services.
- Facilities and Amenities at the Community Recreation Campus included in S226 (The Nelson and Area Recreation Facilities Service) are:
 - » Civic Arena (operations from October - March)
 - » Nelson & District Community Complex (pool, fitness centre and arena)

The City of Nelson and Electoral Areas F and Defined Area E all pay into S226.





HOW MUCH COULD THAT POTENTIAL LEVEL OF TAXATION INCREASE GENERATE (CITY OF NELSON ONLY)?

As illustrated in the graph, three-quarters (75%) of respondents in Nelson who are willing to consider additional property taxes are willing to pay at least \$25-\$99 per year in additional property taxes to fund enhancements or new development.

The City of Nelson owns and maintains:

- Civic Centre (theatre, gymnasium, dance studio)
- Indoor Soccer Facility
- Civic Arena

It is assumed that respondents who said they would be willing to pay \$100 to \$500+ per year would be willing to pay \$25-\$99.

The table below, shows the amount of additional funding per year that can be generated for the City of Nelson by a residential tax increase of \$25 and \$99 (the low and high point of the category) and \$62 (the midpoint). The table also includes the proportional increase in commercial taxation.

THIS TABLE IS PROVIDED ONLY TO ILLUSTRATE THE AMOUNT OF FUNDS THAT COULD BE GENERATED BY DIFFERENT LEVELS OF TAXATION INCREASES.

City of Nelson Taxation	Taxation Increase based upon a \$500,000 property assessment	Funding per year	Current Maximum Principal – Borrowing for 20 years @ 3.75%	Current Maximum Principal – Borrowing for 25 years @ 3.75%
City of Nelson Only	Residential \$25 Commercial \$56	\$195,000	\$2,700,000	\$3,100,000
	Residential \$62 Commercial \$139	\$485,000	\$6,700,000	\$7,700,000
	Residential \$99 Commercial \$222	\$775,000	\$10,700,000	\$12,300,000

These columns show the size of the loan that could be funded for each of the different levels of increased taxation.



A COMMUNITY RECREATION CAMPUS THE HEART OF NELSON, AREAS F & DEFINED E

City of
NELSON

14

WHAT ARE SOME OF THE POTENTIAL PROJECT COSTS?

**Figures below are estimates only and are used for illustrative purposes to provide a sense of scale.*



PROJECT COSTS – RDCK (\$226)

- Upcoming Operations and Maintenance of the **Nelson and District Community Complex**
 - » **\$7.8 million**
 - This includes the replacement of the refrigeration plant in the arena (\$1.5 million).



PROJECT COSTS – CITY OF NELSON

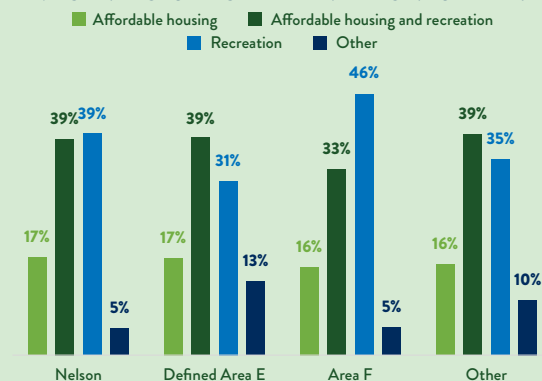
- Civic Centre** – Cost to restore building. (It would not include anything new but would “fix” what is there now.)
 - » **\$7-\$9 million**
 - This includes replacement of the refrigerated concrete arena floor (\$2 million).
- Curling Rink** - Cost to restore building. (It would not include anything new but would “fix” what is there now.)
 - » **\$3-\$6 million**

COSTING FOR ILLUSTRATIVE PURPOSES – NEW FACILITY

- Indoor Multi-Purpose Space** – this is based on conceptual designs from the 2014 Master Plan
 - » NBA sized court, squash courts, fitness space, childcare and improved customer service area.
 - » **\$22-\$27 million - order of magnitude costing (+/- 30%)**

AFFORDABLE HOUSING PROJECT

WHAT USE WOULD YOU LIKE TO SEE FOR THE VACANT LOTS AT CEDAR AND FRONT STREET?





A COMMUNITY RECREATION CAMPUS THE HEART OF NELSON, AREAS F & DEFINED E

City of
NELSON

15

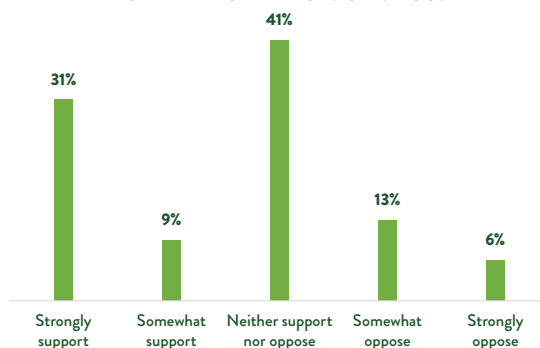
COMMUNITY ENGAGEMENT FINDINGS – GROUP SURVEY

WHO PARTICIPATED?

1. BC Senior Games Society aka 55 BC Games
2. Discover Circus
3. Glacier Gymnastics
4. Granite Pointe Golf and Recreation Society
5. Kootenay Chaos Track and Field
6. Kootenay lake rec hockey league
7. Kootenay Swim Club
8. Lunch Bucket Hockey
9. LV Rogers Secondary Athletics
10. Nelson Badminton Club
11. Nelson Boxing and Athletics Club
12. Nelson Civic Theatre Society
13. Nelson Curling Club
14. Nelson Hoops Association
15. Nelson Kootenay Lake Tourism
16. Nelson Leafs Hockey Society
17. Nelson Men's Hockey
18. Nelson Minor Hockey Association
19. Nelson Neptune Swim Club
20. Nelson Pickleball Club
21. Nelson Roller Sports
22. Nelson Skating Club
23. Nelson Soccer Association
24. Nelson Tennis Club
25. Nelson Ultimate Frisbee Association
26. Nelson Volleyball Club
27. Nelson Women Hockey
28. Nocturne Sound System
29. Performa Dance Co.
30. Selkirk College Athletic and Recreation
31. TGIF Hockey Group
32. The Dance Umbrella Society
33. Trafalgar Hockey Lle
34. Tuesday noon hockey
35. Whitewater Ski Resort
36. Zone 6 - 55 BC Senior Games Society
37. Kootenay Climbing Association

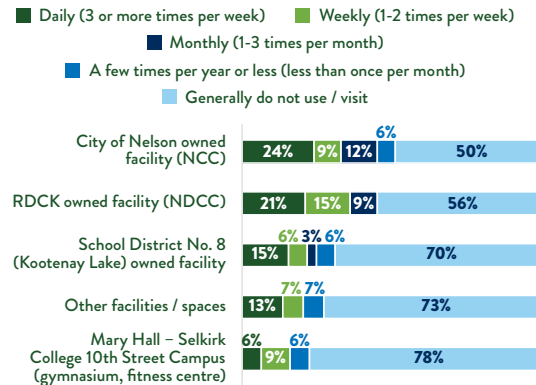
PARTNERSHIPS AND COST

TO WHAT EXTENT WOULD YOU SUPPORT
AN INCREASE IN USER FEES TO ENSURE
IMPROVEMENTS / ENHANCEMENTS CAN OCCUR
TO THE RECREATION CAMPUS?

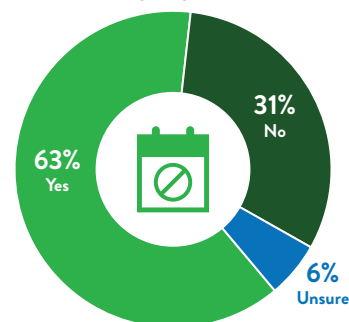


YOUR COMMUNITY RECREATION CAMPUS UTILIZATION

FREQUENCY OF USE OF VARIOUS OWNED RECREATION FACILITIES



WOULD LIKE TO PROGRAM AT THE COMMUNITY RECREATION CAMPUS BUT THERE IS NOT THE SPACE





A COMMUNITY RECREATION CAMPUS THE HEART OF NELSON, AREAS F & DEFINED E

City of
NELSON

16

PHASE 3: A PATH FORWARD

WHAT DO YOU THINK?

Now that you have reviewed the survey findings from residents and groups in Nelson, Area F, Defined Area E, and Other, please take a moment and share your thoughts.

1. Scan the QR Code to fill out a quick questionnaire.
2. Visit engage.rdcck.ca to complete a quick questionnaire.



Please submit your response by April 18, 2025 and limit your feedback to a single response.

Thank you for your interest and time. The feedback you provide will be considered by the Nelson & District Recreation Commission as it plans for the future of the Community Recreation Campus.

WHAT WILL HAPPEN NEXT FOR THE COMMUNITY RECREATION CAMPUS?

- The Nelson & District Recreation Commission along with the City of Nelson will review the findings from engagement activities that the community has participated in – including the feedback gathered from the survey in Phase 3. A final summary report will be prepared.
- Based upon the findings, decisions will be made about a path forward. This varies but could include proceeding with the maintenance of the existing facilities and amenities on the Community Recreation Campus.
- No new facility development will occur based on this engagement project. The Nelson & District Recreation Commission and the City of Nelson could decide, however, to undertake more detailed study of potential enhancements to the Community Recreation Campus.



APPENDIX B – FEEDBACK FORM



A COMMUNITY RECREATION CAMPUS THE HEART OF NELSON, AREAS F & DEFINED E

WHAT DO YOU THINK?

PHASE 3: A PATH FORWARD - RESIDENT FEEDBACK QUESTIONNAIRE

After reviewing the survey findings from resident and group surveys in Nelson and Areas E and F, please take a moment and share your thoughts about those findings. You can find the survey findings online at engage.rdck.ca – the material presented at the open houses is online as is the comprehensive **What We Heard** report.

HOW LONG WILL IT TAKE TO COMPLETE THE SURVEY?

It should take you approximately 5-10 minutes to respond.

HOW MANY TIMES CAN I COMPLETE THE SURVEY?

Please only participate in the survey once.

WHEN DOES MY RESPONSE NEED TO BE SUBMITTED?

Please submit your response by April 18, 2025.

WHO DO I CONTACT IF I HAVE FURTHER QUESTIONS ABOUT THE ENGAGEMENT PROCESS?

For further information or questions regarding this survey, please contact us at communications@rdck.bc.ca.

INFORMED CONSENT & PRIVACY STATEMENT

Your participation in this survey is completely voluntary. You may choose not to participate or end your participation at any time.

The information you provide through this survey is collected under the authority of, and managed in accordance with, the Freedom of Information and Protection of Privacy Act. The information you provide will be used by the Regional District of Central Kootenay (RDCK) to inform planning related to the Community Recreation Campus in Nelson. Survey data will be stored electronically on the contractor's secure server and deleted one year after the completion of the project.

Your responses will be combined with all other responses received. For analysis purposes, the responses will be examined by the description of respondents including residency. Input received will be aggregated and summarized anonymously in all reporting. At no time will any specific comments be attributed to a specific survey respondent.

Any personal information you provide will not be disclosed for any other purpose than stated without your specific written consent or unless required by law to do so.

1. Where do you live? (required)

- ☐ **City of Nelson.** Taxation supports RDCK (NDCC and Civic Arena operations) and City of Nelson owned and operated recreation facilities (Civic Arena capital costs, Civic Centre, Soccer Facility, Curling Club).
- ☐ **Defined Area E.** These areas pay into RDCK taxation for RDCK owned and operated facilities (NDCC and Civic Arena operations). This portion of Area E includes:
- Mountain Station
 - Granite Road
 - Blewett
 - Bealby / Horlicks
 - Rural Nelson as far as Cottonwood Lake
- ☐ **Other Area E.** These areas do not pay into RDCK taxation for RDCK owned and operated facilities (NDCC or Civic Arena operations). This portion of Area E includes:
- Harrop
 - Longbeach
 - Balfour
 - Queens Bay
 - Procter
 - Sunshine Bay
- ☐ **Area F.** Taxation supports the RDCK owned and operated facilities (NDCC and Civic Arena operations). Area F includes:
- North Shore to Kokanee Creek
 - Bonnington Falls
 - Beasly
 - Willow Point
 - Crescent Bay
 - Taghum
- ☐ Other (please specify): _____

GENERAL REACTION

2. To what extent do you agree that the survey findings reflect your thoughts?

- ☐ Strongly agree
- ☐ Somewhat agree
- ☐ Neither
- ☐ Somewhat disagree
- ☐ Strongly disagree

a. Please explain your answer.

THE FUTURE OF THE COMMUNITY RECREATION CAMPUS

From the findings in the resident survey, a majority of respondents (73% - 86%) from the City of Nelson, Area F, and Defined Area E stated they would be willing to increase their annual taxation (or were unsure) to fund facility enhancements or new development on the Recreation Campus.

Of this segment, approximately three-quarters said they would be willing to pay between \$25-\$99 in additional residential taxation a year. Considering this range, additional funding that could be generated annually for Service S226 (Nelson, Area F, Defined Area E) could be between \$344,000 and \$1.36 million. For the City of Nelson only the additional annual funding could be between \$195,000 and \$775,000.

3. Should additional funds be available (whether through an increase in taxes or other means) that could be dedicated to the Community Recreation Campus, **what is your top priority for where the funds should be allocated?** Select one (1) of the following options (a, b, c, or d).

- ☐ a. **Use the funds only to maintain** the facilities and amenities currently on the Recreation Campus (NDCC, Civic Centre and Arena, indoor soccer facility and curling rink). This means that the investment would be used to keep the facilities and amenities open and operational with little improvements beyond what is necessary.

- i. If you said “maintain only”, please indicate which of the following facilities and amenities should receive the maintenance funding. (Select your top 3.)

- | | |
|--|--|
| <input type="checkbox"/> NDCC Aquatic Centre | <input type="checkbox"/> Civic Centre Gymnasium |
| <input type="checkbox"/> NDCC Fitness Centre | <input type="checkbox"/> Civic Centre Dance Studio |
| <input type="checkbox"/> NDCC Arena | <input type="checkbox"/> Civic Theatre |
| <input type="checkbox"/> Civic Centre | <input type="checkbox"/> Indoor Soccer |
| <input type="checkbox"/> Civic Arena | <input type="checkbox"/> Curling Rink |

- ☐ b. **Use the funds to maintain** the existing facilities and amenities **and to enhance** some of them. Enhancing a facility or amenity means making changes to the existing space to improve the experience of the users. It is beyond only maintaining the building.

- i. If you said “maintain and enhance”, which of the following facilities or amenities would you like to see enhanced? (Select your top 3.)

- | | |
|--|--|
| <input type="checkbox"/> NDCC Aquatic Centre | <input type="checkbox"/> Civic Centre Gymnasium |
| <input type="checkbox"/> NDCC Fitness Centre | <input type="checkbox"/> Civic Centre Dance Studio |
| <input type="checkbox"/> NDCC Arena | <input type="checkbox"/> Civic Theatre |
| <input type="checkbox"/> Civic Centre | <input type="checkbox"/> Indoor Soccer |
| <input type="checkbox"/> Civic Arena | <input type="checkbox"/> Curling Rink |

- ☐ c. **Use the funds to maintain** the facilities and amenities **and repurpose** some of them. Repurposing a facility or amenity means making changes so that space can be used for different activities and purposes.
- i. If you said “maintain and repurpose”, which of the following facilities or amenities would you like to see repurposed? (Select your top 3.)
- | | |
|--|--|
| <input type="checkbox"/> NDCC Aquatic Centre | <input type="checkbox"/> Civic Centre Gymnasium |
| <input type="checkbox"/> NDCC Fitness Centre | <input type="checkbox"/> Civic Centre Dance Studio |
| <input type="checkbox"/> NDCC Arena | <input type="checkbox"/> Indoor Soccer |
| <input type="checkbox"/> Civic Centre | <input type="checkbox"/> Curling Rink |
| <input type="checkbox"/> Civic Arena | |

- ☐ d. **Use the funds to maintain** the facilities and amenities **and to develop new** facilities or amenities that are not already at the Community Recreation Campus.
- i. If you said “maintain and develop new”, what activities would you like to do in a new facility? List your top 4.
1. _____
 2. _____
 3. _____
 4. _____

4. If the proposed NCARES Affordable Housing project moves ahead to include a 5,000 square foot recreation space, **what amenity would you like to see offered in that space?**
- ☐ Indoor multi-purpose space
- ☐ Expansion of the fitness centre
- ☐ Other (please list): _____

Thank you very much for taking the time to share your thoughts - it is important to us. Your responses will be combined with the other responses and used in planning by the Nelson & District Recreation Commission related to the Community Recreation Campus.

